PhilHealth
Your Partner in Health

COMBAT PLAN
for Health



WAR against POVERTY



Vice President
WALTER R. BACAREZA
Corporate Affairs Group

HEALTHCARE AGENDA



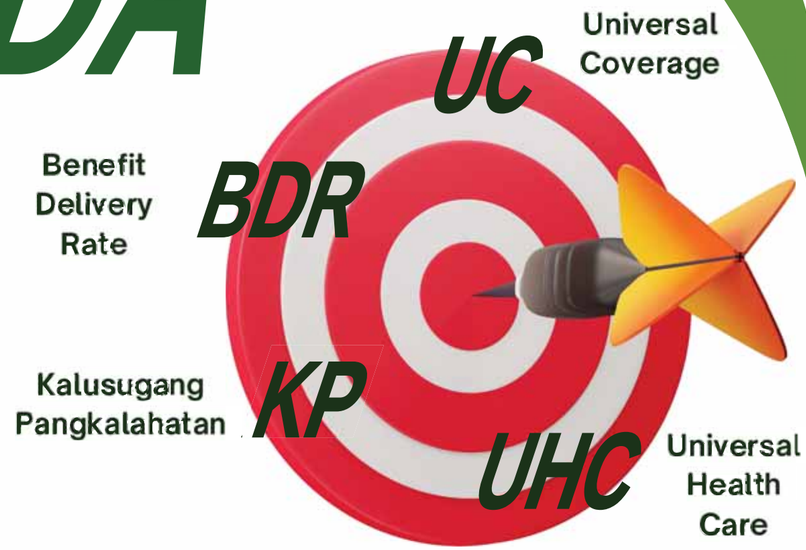

1. EXTERNAL CLIENT EXPERIENCE
2. MEMBERSHIP / COLLECTION
3. ACCESS / ACCREDITATION
4. AVAILMENT / UTILIZATION
5. TURN-AROUND-TIME (TAT)
6. NBB (NO BAYAD-BAYAD)
7. ANTI-FRAUD (NDD / NO DAYA-DAYA)
8. ENHANCED INTERNAL CLIENT EXPERIENCE

IRM Interim Reimbursement Mechanism

P15 Billion Interim Reimbursement Mechanism (IRM) funds

HINDI WINALDAS, 100% liquidated na!

Ang IRM ay sagot ng PhilHealth para tustusan ang pangangailangang medikal ng Filipino sa gitna ng pandemya. Ang pondong mula rito ay ginamit para sa kalusugan ng marami. Patuloy kaming maghahatid ng de-kalidad na benepisyo at serbisyo sa inyo, anuman ang hamon ng panahon!

100%

REGION	TOTAL	LIQUIDATED
CAR	484,137,869.40	484,137,869.40
I	782,476,917.41	782,476,917.41
II	338,564,866.56	338,564,866.56
III-A	1,079,388,124.45	1,079,388,124.45
III-B	877,000,721.78	877,000,721.78
IV-A	1,248,048,505.33	1,248,048,505.33
IV-B	690,075,499.50	690,075,499.50
NCR-Central	1,930,252,441.99	1,930,252,441.99
NCR-North	1,380,985,497.02	1,380,985,497.02
NCR-South	1,042,172,609.80	1,042,172,609.80
V	724,616,526.28	724,616,526.28
VI	121,372,688.00	121,372,688.00
VII	1,101,824,042.59	1,101,824,042.59
VIII	505,534,201.70	505,534,201.70
IX	378,753,947.06	378,753,947.06
X	737,824,643.50	737,824,643.50
XI	890,240,858.28	890,240,858.28
XII	483,567,834.00	483,567,834.00
BARMM	84,524,850.00	84,524,850.00
CARAGA	89,487,448.93	89,487,448.93
TOTAL	14,970,850,094	14,970,850,094

711

health care facilities ay fully liquidated na

CALLBACK CHANNEL: 0917-8987442

I-text ang "PHIC callback <space> mobile number o Metro Manila landline ninyo <space> tanong o concern"

actioncenter@philhealth.gov.ph

www.philhealth.gov.ph

PhilHealthOfficial teamphilhealth

teamphilhealth

PhilHealth Your Partner in Health

BAGONG PILIPINAS

PhilHealth Your Partner in Health

BAGONG PILIPINAS

DCPM Debit-Credit Payment Method



TRANCHE	AMOUNT RELEASED
DCPM I	6,310,923,153.32
DCPM Expansion	203,953,557.52
DCPM II	4,358,530,107.99
DCPM III	1,670,596,685.68
DCPM IV	7,579,293,170.87
TOTAL	20,123,296,675.38

DCPM Remaining Balance

PRO	FACILITY NAME	GOV'T	PRIV	TRANCHE	REMAINING BALANCE	TOTAL BALANCE
IIIB	Talugtug Temporary Treatment and Monitoring Facility	√		4	695,919.00	**695,919.00**
NCR-N	Delpan Evacuation Center Quarantine Facility	√		1	250,529.52	**250,529.52**
NCR-C	Biopath Clinical Diagnostic Inc.		√	1	215,107.90	**97,305,271.01**
	Philippine Genome Center	√		1	2,945,557.20	
	F.Y. Manalo Medical Foundation, Inc.		√	2	10,156,583.94	
	Antipolo City Hospital System - Cabading	√		4	148,907.02	
	Eastern Manila Development Center (Hotel)	√		4	35,918.40	
	F.Y. Manalo Medical Foundation, Inc.		√	4	83,803,196.55	
NCR-S	Rizal Medical Center	√		1	559,313.54	**9,480,264.25**
	Alabang Medical Clinic-Las Pinas Branch		√	1	1,287,708.60	
	Tricity Medical Center, Inc		√	1	3,038,462.11	
	A. Zarate General Hospital		√	1	795,225.14	
	Las Pinas Doctors Hospital		√	2	1,564,038.14	
	Protacio Hospital		√	2	279,115.60	
	Ospital ng Muntinlupa	√		3	559,051.60	
	JT Cenica Medical System		√	4	137,545.52	
	Protacio Hospital		√	4	1,259,804.00	
TOTAL						**107,731,983.78**



1 EXTERNAL CLIENT EXPERIENCE

Client Awareness and Satisfaction Survey

"Delighting the customers and HFs. Delighting the workers."



PhilHealth records highest net satisfaction rating

Filipinos have expressed high satisfaction with the Philippine Health Insurance Corporation (PhilHealth) with a net satisfaction rating of 93.75 percent for the year 2022, higher by more than three percent from 90.19 percent in 2021 and the highest since 2019.

This was the result of a study conducted by Novo Trends PH, Inc. in September 2022 with 3,000 individual member-respondents who have availed of various services in select PhilHealth frontline offices in all regional offices nationwide. Other respondents include employers and/or their representatives with 1,000 interviewees, and health care institutions and professionals with 500 interviewees each.

Novo Trends PH, Inc. is an independent social research survey company specializing in collection and analysis of social, political, economic and business data. It was engaged by PhilHealth for the said survey using a questionnaire developed and prescribed by the Governance Commission for Government-Owned and Controlled Corporations (GCG) in 2018 for use by all government owned and controlled corporations such as PhilHealth.

Individual customers and healthcare institutions gave significantly higher net satisfaction ratings in 2022 than in previous years, with the latter giving PhilHealth a net satisfaction rating of 86.79 percent, followed by employers at 86.31 percent, and health care professionals at 79.83 percent, all of which are considered excellent ratings.

CLIENT AWARENESS AND SATISFACTION SURVEY

PER PRO - CY 2018-2024



2018		2019		2020		2021		2022		2023		2024	
NCR-N	100%	VI	92%	X	96%	BARMM	100%	CARAGA	99%	II	100%	II	100%
IIIA		VII		IVB	90%	II	99%	BARMM		CARAGA		CARAGA	
IX	99%	VIII		CARAGA		IVB	97%	II	98%	I		NCR-N	
X	98%	IX	93%	CAR	87%	XII	96%	NCR-N		NCR-N	99%	NCR-S	
II		X		XI	84%	NCR-N		V	97%	IIIA		IIIA	
BARMM		XI		VIII		V	95%	VIII		IVB		VIII	
CAR	97%	XII		I	83%	NCR-S	94%	NCR-S		VIII		XII	99%
VIII		CARAGA		II		IIIA		IX		NCR-S		CAR	
IIIB		BARMM		IX	82%	IX		X	95%	XI		IVB	
I		NCR-C	92%	V	81%	I	92%	XI		IIIB	98%	VI	
V	96%	NCR-N		BARMM		CARAGA		XII		VI		IX	
NCR-S		NCR-S		IIIA	79%	VI	91%	IIIB	93%	IVA		IIIB	
VI		CAR	88%	IIIB		CAR		IVA		V		NCR-C	
CARAGA	94%	I		XII	78%	X		IVB		BARMM		IVA	
NCR-C		II		VI	76%	IVA	89%	NCR-C		XII	97%	I	
XI	93%	IIIA		VII	75%	VII	86%	IIIA	92%	VII		V	98%
IVA	92%	IIIB		NCR-C	73%	NCR-C	85%	VII	90%	NCR-C		VII	
IVB	91%	IVA		NCR-N		VIII	81%	VI		CAR		BARMM	
VII	86%	IVB		NCR-S		IIIB	80%	CAR	87%	IX	96%	X	97%
XII	79%	V		IVA	65%	XI	78%	I		X	95%	XI	96%

2 MEMBERSHIP



UNIVERSAL HEALTH CARE
KALUSUGAN AT KALINGA PARA SA LAHAT



Lahat ng Pilipino ay awtomatikong miyembrong PhilHealth
at agarang makagagamit ng mga benepisyo!

eGOVPH
My PhilHealth
PORTAL
easy. fast. hassle-free.

REGISTRATION RATE

as of November 2024

PRO	TOTAL REGISTERED MEMBERS AND DEPENDENTS	2024 PROJECTED MID-YEAR POPULATION BASED ON THE 2015 CENSUS OF POPULATION	REGISTRATION RATE as of November 2024 TARGET - 95%
NCR-South	**5,574,629**	**5,196,300**	**107%**
NCR-North	**5,638,432**	**5,435,303**	**104%**
PRO VIII	4,826,806	4,987,965	97%
NCR-Central	**6,821,822**	**7,184,219**	**95%**
CAR	**1,752,915**	**1,862,660**	**94%**
PRO III-A	**6,004,109**	**6,422,798**	**93%**
PRO IV-A	**9,754,279**	**10,452,751**	**93%**
PRO III-B	**6,127,454**	**6,646,827**	**92%**
PRO I	**4,992,267**	**5,425,606**	**92%**
PRO XI	5,099,589	5,611,525	91%
PRO CARAGA	2,583,783	2,864,204	90%
PRO II	**3,349,031**	**3,789,330**	**88%**
PRO IV-B	**5,879,257**	**6,654,633**	**88%**
PRO XII	4,217,308	4,847,035	87%
PRO X	4,479,092	5,228,550	86%
PRO VI	6,912,848	8,148,694	85%
PRO V	**5,300,369**	**6,351,296**	**83%**
PRO VII	6,922,653	8,315,664	83%
PRO IX	2,980,971	3,743,247	80%
PRO BARMM	2,375,368	4,995,113	48%
TOTAL	**101,592,982**	**114,163,720**	**89%**

2 COLLECTION

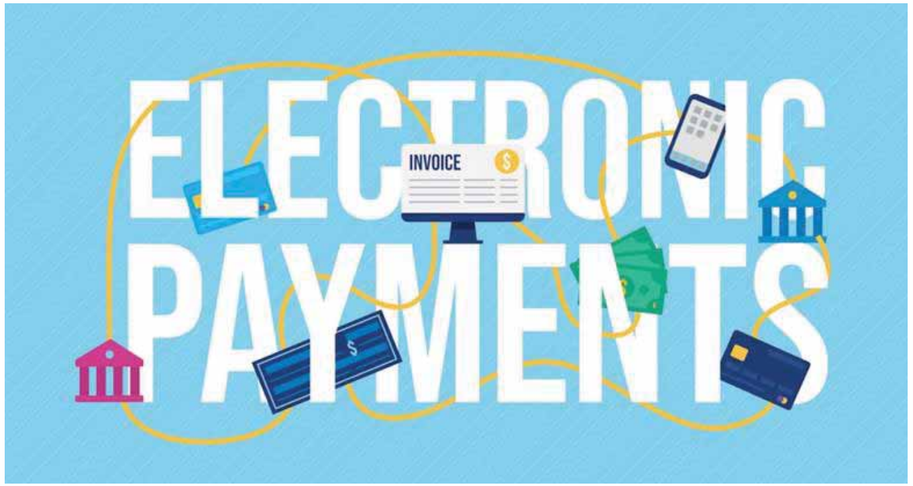





We Accept

VISA MasterCard



Annual Collection Performance

2019-July 2025

2019	Target: 85%	2020	Target: 85%	2021	Target: 85%	2022	Target: 95%	2023	Target: 95%	2024	Target: 95%	Jul-25	Target: 95%
PRO IV-B	104%	PRO CARAGA	94%	PRO VIII	95%	PRO V	99%	NCR-Central	103%	PRO VIII	124%	PRO IX	65%
PRO VIII	104%	NCR-South	93%	NCR-South	92%	PRO VIII	99%	PRO IV-B	97%	NCR-Central	119%	PRO VII	64%
PRO IV-A	100%	PRO CAR	88%	NCR-North	92%	PRO XII	97%	PRO VII	97%	PRO VII	118%	NCR-Central	62%
NCR-South	99%	PRO V	87%	NCR-Central	92%	NCR-South	97%	NCR-South	97%	PRO IV-A	117%	PRO V	62%
NCR-Central	99%	PRO XI	86%	PRO IX	92%	NCR-North	95%	NCR-North	95%	III-A	117%	NCR-North	62%
PRO XI	97%	NCR-North	85%	PRO CARAGA	91%	PRO II	95%	PRO I	95%	PRO XII	117%	PRO VI	62%
PRO VII	97%	PRO XII	85%	PRO VII	91%	PRO IX	95%	PRO VI	94%	PRO V	115%	III-B	61%
PRO X	97%	PRO X	85%	PRO BARMM	91%	NCR-Central	94%	PRO IV-A	94%	NCR-South	114%	PRO CARAGA	61%
PRO V	97%	PRO IV-B	84%	III-A	90%	PRO IV-B	93%	III-B	93%	NCR-North	114%	PRO I	60%
III-A	96%	PRO VIII	84%	PRO IV-A	90%	PRO CARAGA	93%	PRO CARAGA	91%	PRO VI	113%	PRO CAR	60%
III-B	96%	PRO VII	84%	III-B	90%	PRO VI	93%	PRO CAR	90%	PRO IV-B	112%	PRO IV-A	59%
PRO CAR	94%	PRO I	83%	PRO V	89%	PRO CAR	92%	PRO XII	90%	III-B	112%	III-A	59%
PRO VI	94%	PRO IV-A	83%	PRO X	88%	PRO X	91%	PRO X	88%	PRO I	112%	NCR-South	58%
PRO CARAGA	93%	PRO II	83%	PRO CAR	87%	PRO VII	91%	PRO V	88%	PRO CARAGA	112%	PRO XII	58%
NCR-North	92%	NCR-Central	83%	PRO XI	85%	III-A	90%	III-A	87%	PRO CAR	111%	PRO IV-B	57%
PRO I	92%	PRO IX	83%	PRO IV-B	85%	PRO I	88%	PRO XI	85%	PRO II	109%	PRO VIII	56%
PRO II	92%	PRO VI	82%	PRO VI	85%	PRO IV-A	87%	PRO IX	84%	PRO XI	105%	PRO II	55%
PRO IX	92%	III-A	81%	PRO XII	84%	III-B	86%	PRO II	82%	PRO X	99%	PRO XI	55%
PRO XII	91%	PRO BARMM	79%	PRO I	83%	PRO XI	85%	PRO VIII	72%	PRO IX	95%	PRO X	55%
PRO BARMM	88%	III-B	76%	PRO II	82%	PRO BARMM	75%	PRO BARMM	68%	PRO BARMM	84%	PRO BARMM	54%
AVERAGE	96%	AVERAGE	86%	AVERAGE	89%	AVERAGE	93%	AVERAGE	94%	AVERAGE	114%	AVERAGE	60%

Data Source: MMG Report as of July 2025

3 ACCESS / ACCREDITATION

NATIONWIDE ACCREDITED HOSPITALS AS OF AUG 2025

PRO	INF / DISP
PRO V	48
PRO VII	46
PRO XI	44
PRO XII	44
PRO VIII	43
PRO IVB	39
PRO X	36
PRO II	34
PRO CAR	32
PRO I	30
PRO VI	30
PRO IX	27
CARAGA	26
PRO IIIB	26
PRO IVA	26
BARMM	24
PRO IIIA	16
PRO NCR - C	16
PRO NCR - N	6
PRO NCR - S	2
TOTAL	595

PRO	HOSP. L 1
PRO IVA	70
PRO IIIB	65
PRO IVB	56
PRO XII	55
PRO IIIA	54
PRO I	51
PRO X	50
PRO II	45
PRO NCR - C	42
PRO VIII	41
PRO V	34
PRO XI	34
PRO VI	34
BARMM	33
PRO VII	25
PRO IX	24
PRO CAR	20
PRO NCR - N	19
PRO NCR - S	19
CARAGA	15
TOTAL	786

PRO	HOSP. L 2
PRO IVA	56
PRO IVB	32
PRO IIIA	29
PRO I	29
PRO NCR - C	26
PRO VII	26
PRO IIIB	25
PRO VI	25
PRO XI	22
PRO NCR - S	21
PRO XII	20
PRO X	20
PRO II	18
PRO V	18
PRO IX	11
CARAGA	11
PRO CAR	7
PRO VIII	6
PRO NCR - N	6
BARMM	3
TOTAL	411

PRO	HOSP. L 3
PRO NCR - N	23
PRO NCR - C	19
PRO NCR - S	16
PRO VII	12
PRO VI	9
PRO IIIA	7
PRO XI	5
PRO IVA	4
PRO I	4
PRO IIIB	3
PRO X	3
PRO II	3
PRO V	3
PRO IVB	2
PRO XII	2
PRO CAR	2
PRO VIII	2
BARMM	2
PRO IX	1
CARAGA	0
TOTAL	122

Data Source: Accreditation Department Report as of Aug 2025

PhilHealth Your Partner in Health
BAGONG PILIPINAS

NATIONWIDE ACCREDITED FACILITIES

AS OF AUG 2025

PRO	YAKAP
PRO IIIA	250
PRO IVA	247
PRO VII	244
PRO IIIB	225
PRO VIII	220
PRO NCR - N	212
PRO VI	202
PRO IVB	198
PRO X	196
PRO I	192
PRO NCR - C	187
PRO XII	179
PRO NCR - S	178
PRO V	155
PRO XI	155
BARMM	146
PRO IX	134
PRO II	127
PRO CAR	116
CARAGA	115
TOTAL	3678

PRO	MCP
PRO IVA	356
PRO VII	228
PRO V	212
PRO VIII	195
PRO IIIB	174
PRO VI	167
PRO NCR - C	162
PRO XI	142
BARMM	141
PRO XII	126
PRO I	124
PRO IIIA	121
PRO IVB	119
PRO II	111
PRO NCR - S	110
PRO X	107
PRO NCR - N	106
PRO CAR	94
CARAGA	92
PRO IX	91
TOTAL	2978

PRO	TB-DOTS
PRO NCR - N	157
PRO VII	151
PRO I	147
PRO VI	118
PRO NCR - S	117
PRO IIIA	113
PRO IIIB	100
PRO II	98
PRO CAR	95
BARMM	91
PRO NCR - C	87
PRO VIII	85
PRO IVA	80
CARAGA	72
PRO IVB	70
PRO IX	63
PRO XI	61
PRO V	61
PRO XII	49
PRO X	45
TOTAL	1860

PRO	ANIMAL BITE
PRO IVA	98
PRO VIII	77
PRO I	76
PRO VI	74
PRO VII	62
PRO IIIA	62
PRO IIIB	57
PRO IVB	56
PRO XII	55
PRO II	51
PRO X	48
PRO IX	40
CARAGA	39
PRO NCR - C	38
PRO CAR	36
PRO XI	35
PRO V	33
PRO NCR - N	22
PRO NCR - S	20
BARMM	15
TOTAL	994

PRO	OHAT
PRO NCR - C	26
PRO VI	25
PRO IVA	25
PRO NCR - N	21
PRO VII	21
PRO XII	21
PRO IIIA	18
PRO NCR - S	17
PRO IIIB	16
PRO VIII	12
PRO X	11
PRO IX	10
CARAGA	10
PRO V	8
BARMM	8
PRO IVB	7
PRO I	6
PRO CAR	6
PRO II	5
PRO XI	4
TOTAL	277

PRO	OMP
PRO IIIA	29
PRO IVB	16
PRO XII	12
PRO IIIB	8
PRO II	7
BARMM	4
CARAGA	2
PRO XI	1
PRO IX	1
PRO NCR - N	0
PRO NCR - C	0
PRO NCR - S	0
PRO IVA	0
PRO I	0
PRO V	0
PRO CAR	0
PRO VII	0
PRO VI	0
PRO X	0
PRO VIII	0
TOTAL	80

NATIONWIDE ACCREDITED FACILITIES

AS OF AUG 2025

PRO	ASC
PRO NCR - C	37
PRO NCR - S	36
PRO NCR - N	27
PRO IIIA	23
PRO IIIB	18
PRO IVA	15
PRO XI	12
PRO IVB	11
PRO I	10
PRO VI	8
PRO VII	7
PRO V	7
PRO II	7
CARAGA	7
PRO XII	4
PRO CAR	4
PRO VIII	2
PRO X	2
BARMM	2
PRO IX	2
TOTAL	241

PRO	FDC
PRO NCR - C	101
PRO IVA	86
PRO IIIA	73
PRO IIIB	63
PRO VII	47
PRO NCR - N	47
PRO NCR - S	46
PRO I	43
PRO IVB	42
PRO VI	34
PRO II	31
PRO XI	28
PRO V	27
PRO VIII	22
PRO X	22
PRO CAR	19
PRO XII	15
CARAGA	11
PRO IX	10
BARMM	5
TOTAL	772

PRO	FP
PRO VII	139
PRO IVA	120
PRO XI	94
PRO V	87
PRO IIIB	82
PRO VI	78
CARAGA	52
PRO IX	49
PRO XII	48
PRO IIIA	45
PRO NCR - N	44
PRO CAR	42
PRO I	40
PRO II	40
PRO IVB	40
PRO NCR - C	35
PRO NCR - S	28
BARMM	18
PRO VIII	18
PRO X	10
TOTAL	1109

PRO	DRUG REHAB
PRO IVA	3
PRO I	2
PRO VII	2
CARAGA	2
PRO V	2
PRO VIII	1
PRO IIIA	1
PRO IIIB	1
PRO XII	1
PRO II	1
PRO XI	1
PRO NCR - N	1
PRO NCR - S	1
PRO VI	0
PRO IVB	0
PRO X	0
PRO IX	0
PRO NCR - C	0
PRO CAR	0
BARMM	0
TOTAL	19

PRO	SAM
PRO IX	8
PRO IVA	5
PRO XII	4
PRO IVB	4
PRO X	3
PRO XI	3
PRO IIIA	2
CARAGA	2
PRO CAR	2
PRO VII	1
PRO IIIB	1
PRO VIII	1
PRO V	1
BARMM	1
PRO NCR - C	0
PRO VI	0
PRO NCR - N	0
PRO NCR - S	0
PRO I	0
PRO II	0
TOTAL	38

PRO	DENTAL
PRO NCR - S	25
PRO XII	11
PRO IVA	11
PRO XI	9
PRO IIIB	8
PRO CAR	8
PRO IIIA	7
PRO V	6
PRO VII	6
PRO IVB	5
CARAGA	5
PRO NCR - C	5
PRO VIII	4
PRO I	3
PRO VI	3
PRO II	2
BARMM	2
PRO IX	2
PRO X	2
PRO NCR - N	1
TOTAL	125

PRO	OPTO
PRO VIII	4
PRO IIIA	1
PRO NCR - C	1
PRO IVA	1
PRO CAR	1
PRO IVB	0
PRO XII	0
PRO IIIB	0
PRO II	0
BARMM	0
CARAGA	0
PRO XI	0
PRO IX	0
PRO NCR - N	0
PRO NCR - S	0
PRO I	0
PRO V	0
PRO VII	0
PRO VI	0
PRO X	0
TOTAL	8

Data Source: Accreditation Department Report as of Aug 2025

PhilHealth Your Partner in Health
BAGONG PILIPINAS

NATIONWIDE ACCREDITED FACILITIES

AS OF AUG 2025

PRO	CTF
PRO NCR - C	3
PRO IVA	2
PRO NCR - N	1
PRO IIIA	1
PRO I	1
PRO VI	1
PRO VII	1
PRO CAR	1
PRO NCR - S	0
PRO IIIB	0
PRO XI	0
PRO IVB	0
PRO V	0
PRO II	0
CARAGA	0
PRO XII	0
PRO VIII	0
PRO X	0
BARMM	0
PRO IX	0
TOTAL	11

PRO	LAB
PRO NCR - C	19
PRO IVA	15
PRO NCR - S	14
PRO NCR - N	12
PRO VI	12
PRO VII	10
PRO IIIA	9
PRO I	7
PRO IVB	7
PRO II	6
PRO X	6
PRO IIIB	5
PRO XI	5
PRO CAR	5
PRO IX	5
PRO XII	4
CARAGA	3
PRO VIII	2
BARMM	2
PRO V	0
TOTAL	148

PRO	CIU
PRO I	1
BARMM	1
PRO X	1
PRO VII	0
PRO IVA	0
PRO XI	0
PRO V	0
PRO IIIB	0
PRO VI	0
CARAGA	0
PRO IX	0
PRO XII	0
PRO IIIA	0
PRO NCR - N	0
PRO CAR	0
PRO II	0
PRO IVB	0
PRO NCR - C	0
PRO NCR - S	0
PRO VIII	0
TOTAL	3

PRO	CHIBP
PRO IVA	8
PRO I	3
PRO XII	3
PRO XI	3
PRO VII	2
PRO IVB	2
PRO NCR - S	1
PRO VI	1
PRO X	1
PRO IX	1
PRO CAR	1
CARAGA	0
PRO V	0
PRO VIII	0
PRO IIIA	0
PRO IIIB	0
PRO II	0
PRO NCR - N	0
PRO NCR - C	0
BARMM	0
TOTAL	26

Data Source: Accreditation Department Report as of Aug 2025

PhilHealth Your Partner in Health
BAGONG PILIPINAS

NATIONWIDE CONTRACTED FACILITIES

AS OF AUG 2025

PRO	PhMed, Rehab & Assistive Mob. Dev.
PRO XII	3
PRO II	**2**
PRO IVA	**1**
PRO VI	1
PRO VII	1
PRO CAR	**1**
PRO XI	1
PRO VIII	1
PRO X	1
PRO NCR - C	**0**
PRO NCR - N	**0**
PRO IIIA	**0**
PRO I	**0**
PRO NCR - S	**0**
PRO IIIB	**0**
PRO IVB	**0**
PRO V	**0**
CARAGA	0
BARMM	0
PRO IX	0
TOTAL	**12**

PRO	Mental Health
PRO IVA	**18**
CARAGA	16
PRO XII	15
PRO VII	10
PRO II	**9**
PRO VIII	9
PRO VI	8
PRO CAR	**8**
PRO IX	7
PRO X	5
PRO IIIB	**5**
PRO I	**4**
PRO XI	3
PRO V	**3**
PRO NCR - N	**2**
PRO NCR - C	**1**
PRO IIIA	**1**
BARMM	1
PRO NCR - S	**0**
PRO IVB	**0**
TOTAL	**125**

PRO	RF/RHD
PRO NCR - C	**4**
PRO I	**2**
PRO VII	2
PRO V	**2**
PRO X	1
PRO XI	1
PRO VI	1
PRO NCR - N	**1**
PRO II	**1**
PRO VIII	1
BARMM	0
PRO IVA	**0**
PRO IIIB	**0**
CARAGA	0
PRO IX	0
PRO XII	0
PRO IIIA	**0**
PRO CAR	**0**
PRO IVB	**0**
PRO NCR - S	**0**
TOTAL	**16**

PRO	ZBEN
PRO NCR - C	**49**
PRO NCR - N	**37**
PRO XI	25
PRO IIIA	**24**
PRO VII	22
PRO VI	22
PRO IVA	**21**
PRO V	**20**
PRO I	**18**
PRO IVB	**17**
PRO NCR - S	**16**
PRO CAR	**14**
PRO X	13
BARMM	12
PRO XII	10
PRO IX	10
PRO IIIB	**10**
PRO VIII	9
PRO II	**4**
CARAGA	1
TOTAL	**354**

LGUs with at Least 1 YAKAP Provider

as of Aug 2025 (2019-2025)

PhilHealth YAKAP
PARA MALAYO SA SAKIT

2019	% of LGUs w/ PCB Provider	2020	% of LGUs w/ PCB Provider	2021	% of LGUs w/ KONSULTA Provider	2022	% of LGUs w/ KONSULTA Provider	2023	% of LGUs w/ KONSULTA Provider	2024	% of LGUs w/ KONSULTA Provider
IIIB	100%	IIIB	100%	V	25%	NCR-S	100%	NCR-S	100%	NCR-N	100%
NCR-N	100%	NCR-N	100%	IVA	17%	IIIA	94%	IIIA	97%	NCR-S	100%
NCR-S	100%	NCR-S	100%	NCR-N	17%	IVA	80%	IVA	95%	IIIA	100%
VIII	97%	CARAGA	100%	NCR-S	13%	XI	73%	XII	94%	IIIB	98%
XI	96%	VIII	97%	NCR-C	12%	IIIB	73%	VI	91%	IVA	97%
II	95%	XI	96%	IIIA	11%	VI	71%	XI	90%	XII	96%
NCR-C	94%	II	95%	VIII	10%	VII	69%	VII	88%	XI	94%
BARMM	93%	IIIA	92%	XI	10%	II	69%	II	86%	II	94%
IIIA	92%	XII	92%	IIIB	9%	NCR-N	67%	IIIB	86%	I	92%
XII	92%	VII	91%	BARMM	9%	XII	66%	CAR	84%	VI	91%
VII	91%	CAR	90%	VI	7%	V	59%	NCR-N	83%	VII	91%
CAR	90%	IVB	89%	XII	6%	X	49%	IVB	77%	CAR	90%
IVB	89%	X	88%	IVB	5%	CAR	47%	V	76%	NCR-C	88%
X	88%	IVA	87%	II	4%	IX	44%	I	75%	X	85%
IVA	87%	VI	86%	CAR	4%	BARMM	39%	IX	73%	IX	85%
VI	86%	IX	85%	IX	3%	I	38%	X	73%	VIII	84%
IX	85%	I	84%	X	2%	CARAGA	38%	BARMM	71%	IVB	82%
I	84%	V	81%	CARAGA	1%	VIII	37%	VIII	71%	CARAGA	79%
CARAGA	82%	NCR-C	62%	I	1%	IVB	32%	CARAGA	70%	V	78%
V	81%	BARMM	50%	VII	1%	NCR-C	29%	NCR-C	65%	BARMM	69%
AVE.	90%	AVE.	87%	AVE.	8%	AVE.	56%	AVE.	81%	AVE.	88%

Aug-25	TOTAL NO. OF CITY/MUNICIPALITY	W/ ACCREDITED YAKAP CLINIC	W/O ACCREDITED YAKAP CLINIC	%
PRO IIIA	66	66	0	100%
PRO IIIB	64	64	0	100%
PRO NCR-C	17	17	0	100%
PRO NCR-N	6	6	0	100%
PRO NCR-S	8	8	0	100%
PRO XII	49	49	0	100%
PRO XI	49	49	0	100%
PRO IVA	94	91	3	97%
PRO II	93	89	4	96%
PRO CAR	77	73	4	95%
PRO VI	133	126	7	95%
PRO VII	132	125	7	95%
PRO VIII	143	134	9	94%
CARAGA	73	68	5	93%
PRO IX	71	66	5	93%
PRO I	125	116	9	93%
PRO X	93	86	7	92%
PRO IVB	107	97	10	91%
BARMM	120	96	24	80%
PRO V	114	90	24	79%
TOTAL	1634	1516	118	93%

Data Source: Accreditation Department Report as of Aug 31, 2025

LGUs with at Least 1 MCP Provider

as of Aug 2025 (2019-2025)

2019	% of LGUs w/ MCP Provider	2020	% of LGUs w/ MCP Provider	2021	% of LGUs w/ MCP Provider	2022	% of LGUs w/ MCP Provider	2023	% of LGUs w/ MCP Provider	2024	% of LGUs w/ MCP Provider
NCR-S	100%	NCR-C	100%	NCR-C	100%	NCR-N	100%	NCR-N	100%	NCR-N	100%
NCR-C	88%	NCR-N	100%	NCR-N	100%	NCR-S	100%	NCR-S	100%	NCR-S	100%
XII	86%	NCR-S	100%	NCR-S	100%	NCR-C	82%	NCR-C	82%	NCR-C	88%
VIII	84%	XII	96%	XII	94%	VII	77%	XII	82%	XII	88%
XI	84%	XI	94%	XI	90%	IVA	73%	VII	77%	VII	83%
NCR-N	83%	I	90%	IVA	87%	XII	72%	VI	76%	IIIB	78%
IIIB	81%	IVA	88%	I	86%	IIIB	72%	IVA	76%	VI	75%
IVA	81%	VII	87%	IIIA	85%	V	68%	IIIB	72%	VIII	75%
VII	80%	IIIA	86%	VII	85%	I	68%	V	69%	IVA	74%
BARMM	80%	II	86%	V	84%	VI	68%	VIII	69%	IX	72%
I	77%	IIIB	86%	II	84%	II	67%	BARMM	69%	I	71%
II	76%	V	84%	VI	80%	VIII	64%	II	68%	II	71%
IIIA	74%	VI	83%	IIIB	80%	IIIA	62%	XI	67%	BARMM	70%
CARAGA	74%	IX	83%	VIII	78%	BARMM	61%	IIIA	65%	V	68%
IX	72%	CARAGA	81%	X	75%	XI	61%	I	65%	XI	67%
V	68%	VIII	80%	IVB	75%	X	55%	CARAGA	58%	IIIA	65%
VI	65%	CAR	77%	IX	75%	CARAGA	55%	IX	55%	CARAGA	59%
CAR	56%	IVB	76%	CARAGA	74%	IVB	50%	IVB	53%	X	54%
X	52%	BARMM	76%	CAR	71%	IX	49%	X	51%	IVB	50%
IVB	50%	X	75%	BARMM	67%	CAR	40%	CAR	45%	CAR	44%
AVE.	73%	AVE.	84%	AVE.	80%	AVE.	64%	AVE.	67%	AVE.	69%

Aug-25	TOTAL NO. OF CITY/MUNICIPALITY	W/ ACCREDITED MCP PROVIDER	W/O ACCREDITED MCP PROVIDER	%
PRO NCR-N	6	6	0	100%
PRO NCR-S	8	8	0	100%
PRO XII	49	44	5	90%
PRO NCR-C	17	15	2	88%
PRO VII	132	114	18	86%
PRO IIIB	64	52	12	81%
PRO VI	133	108	25	81%
PRO IVA	94	73	21	78%
PRO VIII	143	110	33	77%
PRO IX	71	54	17	76%
PRO II	93	69	24	74%
PRO XI	49	36	13	73%
PRO I	125	91	34	73%
PRO V	114	81	33	71%
BARMM	120	83	37	69%
CARAGA	73	49	24	67%
PRO IIIA	66	44	22	67%
PRO X	93	53	40	57%
PRO CAR	77	41	36	53%
PRO IVB	107	54	53	50%
TOTAL	1634	1185	449	73%

Data Source: Accreditation Department Report as of Aug 31, 2025

LGUs with at Least 1 Animal Bite Package Provider

as of Aug 2025 (2019-2025)

2019	% of LGUs w/ ABPP Provider	2020	% of LGUs w/ ABPP Provider	2021	% of LGUs w/ ABPP Provider	2022	% of LGUs w/ ABPP Provider	2023	% of LGUs w/ ABPP Provider	2024	% of LGUs w/ ABPP Provider
NCR-C	71%	NCR-N	67%	NCR-S	75%	NCR-S	88%	NCR-N	100%	NCR-S	100%
NCR-N	67%	NCR-C	65%	NCR-N	67%	NCR-N	67%	NCR-S	88%	NCR-N	100%
NCR-S	63%	NCR-S	63%	NCR-C	65%	NCR-C	65%	NCR-C	76%	NCR-C	71%
XII	46%	XII	40%	XII	40%	XII	40%	XII	57%	XII	69%
IVA	35%	IVA	35%	IVA	31%	IVA	33%	IIIB	44%	IIIB	52%
IIIB	30%	IIIA	32%	IIIB	30%	IIIB	31%	IVA	39%	IIIA	48%
CAR	29%	IIIB	31%	IIIA	29%	IIIA	29%	IVB	37%	IVA	45%
IVB	28%	IVB	26%	IVB	26%	IVB	28%	VI	35%	VI	40%
IIIA	27%	VI	24%	VI	25%	VI	28%	IIIA	33%	I	38%
II	26%	I	23%	I	23%	I	27%	I	30%	IVB	36%
VII	24%	II	23%	II	22%	VIII	22%	II	29%	VII	33%
VI	23%	CAR	22%	IX	21%	CAR	22%	VII	27%	IX	32%
I	22%	VII	22%	CAR	21%	V	21%	VIII	27%	VIII	32%
IX	18%	IX	18%	VIII	20%	CARAGA	21%	CAR	26%	CARAGA	32%
VIII	18%	V	17%	V	18%	II	20%	CARAGA	25%	II	31%
V	18%	CARAGA	15%	VII	17%	IX	20%	IX	23%	XI	29%
CARAGA	12%	XI	14%	CARAGA	15%	VII	17%	V	19%	X	28%
XI	10%	VIII	8%	XI	12%	XI	14%	XI	14%	CAR	27%
X	6%	BARMM	4%	X	4%	X	8%	X	13%	V	23%
BARMM	5%	X	3%	BARMM	4%	BARMM	5%	BARMM	7%	BARMM	8%
AVE.	22%	AVE.	21%	AVE.	21%	AVE.	23%	AVE.	29%	AVE.	35%

July 2025	# of LGUs with ABPP	# of LGUs W/O ABPP	TOTAL	% of LGUs w/ ABPP Provider
NCR-N	6	0	6	100%
NCR-C	14	3	17	82%
XII	37	12	49	76%
NCR-S	5	3	8	63%
IVA	58	36	94	62%
IIIB	39	25	64	61%
IIIA	36	30	66	55%
VI	64	69	133	48%
I	55	70	125	44%
XI	21	28	49	43%
VII	55	77	132	42%
IVB	44	63	107	41%
IX	29	42	71	41%
II	37	56	93	40%
CARAGA	28	45	73	38%
VIII	53	90	143	37%
CAR	28	49	77	36%
X	33	60	93	35%
V	22	92	114	19%
BARMM	9	111	120	8%
AVE.	673	961	1,634	41%

Data Source: Accreditation Department Report as of Aug 31, 2025

LGUs with at Least 1 TB-DOTS Provider

as of Aug 2025 (2019-2025)

2019	% of LGUs w/ TB-DOTS Provider	2020	% of LGUs w/ TB-DOTS Provider	2021	% of LGUs w/ TB-DOTS Provider	2022	% of LGUs w/ TB-DOTS Provider	2023	% of LGUs w/ TB-DOTS Provider	2024	% of LGUs w/ TB-DOTS Provider
NCR-S	100%	NCR-N	100%	NCR-N	100%	NCR-S	100%	NCR-S	100%	NCR-S	100%
IIIB	97%	NCR-S	100%	NCR-S	100%	I	81%	NCR-N	83%	NCR-N	100%
VIII	95%	VIII	87%	I	80%	II	68%	I	76%	I	79%
II	95%	II	84%	NCR-C	76%	NCR-N	67%	VII	74%	VII	79%
VII	89%	I	83%	II	75%	VI	64%	II	71%	II	77%
BARMM	89%	NCR-C	82%	IIIA	74%	IIIA	64%	VI	70%	XII	76%
NCR-C	88%	VII	82%	VII	73%	CARAGA	63%	XII	69%	VI	71%
CAR	86%	IIIB	80%	VI	69%	XII	62%	BARMM	63%	CAR	65%
XI	86%	VI	77%	IIIB	66%	VII	61%	CARAGA	63%	IIIB	64%
VI	83%	IIIA	76%	BARMM	66%	IIIB	59%	IIIA	61%	IIIA	64%
NCR-N	83%	BARMM	74%	VIII	59%	BARMM	57%	VIII	57%	CARAGA	59%
I	83%	XI	73%	XII	58%	VIII	54%	IVB	56%	NCR-C	59%
XII	82%	CARAGA	73%	CARAGA	58%	IVB	53%	XI	55%	BARMM	53%
IIIA	79%	XII	70%	IX	54%	V	51%	IIIB	53%	XI	49%
CARAGA	77%	CAR	65%	X	53%	CAR	49%	NCR-C	53%	IX	46%
X	76%	IX	61%	IVB	52%	X	45%	CAR	52%	IVA	44%
IVB	73%	X	59%	V	50%	XI	45%	V	47%	IVB	38%
IVA	67%	IVA	53%	XI	45%	NCR-C	41%	IX	46%	X	38%
IX	66%	V	52%	IVA	44%	IX	41%	IVA	45%	V	36%
V	62%	IVB	50%	CAR	39%	IVA	40%	X	37%	VIII	34%
AVE.	82%	AVE.	72%	AVE.	61%	AVE.	57%	AVE.	60%	AVE.	57%

Aug-25	TOTAL NO. OF CITY/MUNICIPALITY	W/ ACCREDITED TBDOTS PROVIDER	W/O ACCREDITED TBDOTS PROVIDER	%
PRO NCR-N	6	6	0	100%
PRO NCR-S	8	8	0	100%
PRO II	93	84	9	90%
PRO VII	132	113	19	86%
PRO CAR	77	64	13	83%
PRO IIIA	66	54	12	82%
PRO I	125	101	24	81%
PRO XII	49	39	10	80%
PRO IIIB	64	48	16	75%
PRO VI	133	97	36	73%
CARAGA	73	53	20	73%
PRO XI	49	33	16	67%
BARMM	120	78	42	65%
PRO NCR-C	17	11	6	65%
PRO IX	71	45	26	63%
PRO IVB	107	63	44	59%
PRO IVA	94	54	40	57%
PRO VIII	143	74	69	52%
PRO V	114	46	68	40%
PRO X	93	36	57	39%
TOTAL	1634	1107	527	68%

Data Source: Accreditation Department Report as of Aug 31, 2025

BENEFITS PACKAGE PROVIDERS

as of JUL 2025

PRO	BREAST CANCER
NCR-C	5
I	3
IVA	3
IVB	3
V	3
VI	2
VII	2
X	2
XI	2
XII	2
BARMM	1
CAR	1
II	1
III-A	1
III-B	1
IX	1
CARAGA	0
NCR-N	0
NCR-S	0
VIII	0
TOTAL	33

PRO	CERVICAL CANCER
IVA	3
NCR-N	2
CAR	1
III-A	1
IVB	1
IX	1
NCR-C	1
VI	1
VII	1
XI	1
BARMM	0
CARAGA	0
I	0
II	0
III-B	0
NCR-S	0
V	0
VIII	0
X	0
XII	0
TOTAL	13

PRO	COLON CANCER
III-A	3
IVA	2
IVB	2
NCR-S	2
V	2
VII	2
BARMM	1
CAR	1
I	1
IX	1
NCR-C	1
NCR-N	1
VI	1
XI	1
CARAGA	0
II	0
III-B	0
VIII	0
X	0
XII	0
TOTAL	21

PRO	RECTUM CANCER
III-A	3
IVA	2
IVB	2
NCR-S	2
VII	2
BARMM	1
CAR	1
I	1
IX	1
NCR-C	1
NCR-N	1
V	1
VI	1
XI	1
CARAGA	0
II	0
III-B	0
VIII	0
X	0
XII	0
TOTAL	20

PRO	PROSTATE CANCER
NCR-C	3
IVA	2
NCR-N	2
VI	2
III-A	1
III-B	1
IX	1
XI	1
XII	1
BARMM	0
CAR	0
CARAGA	0
I	0
II	0
IVB	0
NCR-S	0
V	0
VII	0
VIII	0
X	0
TOTAL	14

Data Source: Accreditation Department Report as of Jul 2025

BENEFITS PACKAGE PROVIDERS

as of JULY 2025

PRO	ACUTE LYMPHOCYTIC LEUKEMIA (ALL)
NCR-C	6
IVA	3
I	2
III-A	2
III-B	2
VI	2
XI	2
BARMM	1
CAR	1
II	1
IVB	1
IX	1
V	1
VII	1
VIII	1
X	1
CARAGA	0
NCR-N	0
NCR-S	0
XII	0
TOTAL	28

PRO	CORONARY ARTERY BYPASS GRAFT (CABG)
NCR-C	7
NCR-N	4
IVA	3
NCR-S	3
VII	3
X	3
BARMM	2
CAR	2
I	2
III-A	2
V	2
XI	2
IVB	1
VI	1
XII	1
CARAGA	0
II	0
III-B	0
IX	0
VIII	0
TOTAL	38

PRO	TETRALOGY OF FALLOT (TOF)
V	2
VII	2
BARMM	1
NCR-C	1
NCR-N	1
VI	1
X	1
XI	1
CAR	0
CARAGA	0
I	0
II	0
III-A	0
III-B	0
IVA	0
IVB	0
IX	0
NCR-S	0
VIII	0
XII	0
TOTAL	10

PRO	VENTRICULAR SEPTAL DEFECT (VSD)
NCR-C	2
V	2
VII	2
BARMM	1
CAR	1
I	1
NCR-N	1
VI	1
X	1
XI	1
CARAGA	0
II	0
III-A	0
III-B	0
IVA	0
IVB	0
IX	0
NCR-S	0
VIII	0
XII	0
TOTAL	13

PRO	HEART VALVE REPAIR/ REPLACEMENT FOR VALVULAR HEART DISEASE
XII	1
BARMM	0
CAR	0
CARAGA	0
I	0
II	0
III-A	0
III-B	0
IVA	0
IVB	0
IX	0
NCR-C	0
NCR-N	0
NCR-S	0
V	0
VI	0
VII	0
VIII	0
X	0
XI	0
TOTAL	1

Data Source: Accreditation Department Report as of July 2025

BENEFITS PACKAGE PROVIDERS

as of JULY 2025

PRO	CHILDREN WITH DEVELOPMENTAL DISABILITY
CAR	1
NCR-C	1
NCR-N	1
VIII	1
XI	1
BARMM	0
CARAGA	0
I	0
II	0
III-A	0
III-B	0
IVA	0
IVB	0
IX	0
NCR-S	0
V	0
VI	0
VII	0
X	0
XII	0
TOTAL	5

PRO	CHILDREN WITH HEARING IMPAIRMENT
NCR-N	1
V	1
VI	1
XI	1
BARMM	0
CAR	0
CARAGA	0
I	0
II	0
III-A	0
III-B	0
IVA	0
IVB	0
IX	0
NCR-C	0
NCR-S	0
VII	0
VIII	0
X	0
XII	0
TOTAL	4

PRO	CHILDREN WITH MOBILITY DISORDER
NCR-N	2
BARMM	1
VIII	1
XI	1
CAR	0
CARAGA	0
I	0
II	0
III-A	0
III-B	0
IVA	0
IVB	0
IX	0
NCR-C	0
NCR-S	0
V	0
VI	0
VII	0
X	0
XII	0
TOTAL	5

PRO	CHILDREN WITH VISUAL DISABILITY
III-B	1
NCR-C	1
NCR-N	1
VIII	1
BARMM	0
CAR	0
CARAGA	0
I	0
II	0
III-A	0
IVA	0
IVB	0
IX	0
NCR-S	0
V	0
VI	0
VII	0
X	0
XI	0
XII	0
TOTAL	4

PRO	PREMATURE AND SMALL NEW BORN
NCR-N	5
IVB	3
NCR-C	3
VII	3
I	2
III-A	2
IVA	2
NCR-S	2
VI	2
CAR	1
II	1
V	1
VIII	1
X	1
XI	1
XII	1
BARMM	0
CARAGA	0
III-B	0
IX	0
TOTAL	31

Data Source: Accreditation Department Report as of July 2025

BENEFITS PACKAGE PROVIDERS

as of JULY 2025

PRO	KIDNEY TRANSPLANT
NCR-C	5
NCR-N	3
XI	3
CAR	2
I	2
VI	2
VII	2
III-A	1
IVB	1
IX	1
NCR-S	1
V	1
X	1
BARMM	0
CARAGA	0
II	0
III-B	0
IVA	0
VIII	0
XII	0
TOTAL	25

PRO	PERITONEAL DIALYSIS (PD)
NCR-C	7
NCR-N	6
V	5
I	3
III-A	3
IVB	3
XI	3
III-B	2
IVA	2
IX	2
NCR-S	2
VI	2
VII	2
VIII	2
X	2
XII	2
BARMM	1
CAR	1
CARAGA	1
II	1
TOTAL	52

PRO	SELECTED ORTHOPEDIC IMPLANTS
VI	2
VII	2
XI	2
CAR	1
I	1
III-A	1
III-B	1
NCR-C	1
X	1
BARMM	0
CARAGA	0
II	0
IVA	0
IVB	0
IX	0
NCR-N	0
NCR-S	0
V	0
VIII	0
XII	0
TOTAL	12

PRO	Z-MORPH
NCR-C	3
III-A	2
XI	2
BARMM	1
III-B	1
VIII	1
CAR	0
CARAGA	0
I	0
II	0
IVA	0
IVB	0
IX	0
NCR-N	0
NCR-S	0
V	0
VI	0
VII	0
X	0
XII	0
TOTAL	10

PRO	EXPANDED Z-MORPH
NCR-C	3
III-A	2
XI	2
BARMM	1
III-B	1
VIII	1
CAR	0
CARAGA	0
I	0
II	0
IVA	0
IVB	0
IX	0
NCR-N	0
NCR-S	0
V	0
VI	0
VII	0
X	0
XII	0
TOTAL	10

Data Source: Accreditation Department Report as of July 2025

NEGATIVE LIST - ZBen Contracting

as of JULY 2025

PRO	BREAST CANCER	CERVICAL CANCER	COLON CANCER	RECTUM CANCER	PROSTATE CANCER	ALL	CABG	TOF	VSD	CWDD	CWHI	CWMD	CWVD	PREMATURE	KIDNEY	PD	SELECT ORTHO	Z-MORPH	EXPANDED Z-MORPH	HEART VALVE	TOTAL
CARAGA	1	1	1	1	1	1	1	1	1	1	1	1	1	1	1		1	1	1	1	19
II		**1**	**1**	**1**	**1**		**1**	**1**	**1**	**1**	**1**	**1**	**1**		**1**		**1**	**1**	**1**	**1**	**16**
NCR-S	**1**	**1**			**1**	**1**		**1**	**1**	**1**	**1**	**1**	**1**				**1**	**1**	**1**	**1**	**14**
XII		1	1	1		1		1	1	1	1	1	1		1		1	1	1		14
III-B		**1**	**1**	**1**			**1**	**1**	**1**	**1**	**1**	**1**	**1**	**1**	**1**					**1**	**13**
IX							1	1	1	1	1	1	1	1			1	1	1	1	12
VIII	1	1	1	1	1		1	1	1		1				1		1			1	12
IVA								**1**	**1**	**1**	**1**	**1**	**1**		**1**		**1**	**1**	**1**	**1**	**11**
IVB					**1**			**1**	**1**	**1**	**1**	**1**	**1**				**1**	**1**	**1**	**1**	**11**
X		1	1	1	1					1	1	1	1					1	1	1	11
I		**1**			**1**			**1**		**1**	**1**	**1**	**1**					**1**	**1**	**1**	**10**
BARMM		1			1					1	1		1	1	1		1			1	9
V		**1**			**1**					**1**		**1**	**1**				**1**	**1**	**1**	**1**	**9**
CAR					**1**			**1**			**1**	**1**	**1**					**1**	**1**	**1**	**8**
VII					1					1	1	1	1					1	1	1	8
III-A								**1**	**1**	**1**	**1**	**1**	**1**							**1**	**7**
NCR-N	**1**					**1**											**1**	**1**	**1**	**1**	**6**
VI										1		1	1					1	1	1	6
NCR-C											**1**	**1**								**1**	**3**
XI													1							1	2

**PROs/Branch with "1" should have the type of ZBen Provider to complete the 20 ZBen*

PhilHealth YAKAP
PARA MALAYO SA SAKIT

REGISTRATION

CY 2024

PRO	CY 2024 TARGET KONSULTA REGISTRATION	PRO	ACCOMPLISHMENT as of December 2024	PRO	% OF KONSULTA REGISTRATION
IVA	1,842,843	IVA	2,410,839	X	255%
VII	1,479,049	X	2,378,143	CAR	245%
VI	1,458,345	I	2,360,475	I	243%
NCR-C	1,279,588	VI	2,349,497	VIII	203%
IIIB	1,169,763	IIIA	2,091,988	XII	187%
IVB	1,167,617	VII	1,905,367	IIIA	184%
IIIA	1,137,011	VIII	1,796,051	VI	161%
V	1,134,436	XII	1,717,910	IX	149%
XI	989,676	V	1,671,776	V	147%
NCR-N	973,294	IVB	1,392,076	II	145%
I	971,827	IIIB	1,104,963	IVA	131%
X	931,130	XI	1,063,442	VII	129%
XII	916,490	IX	1,036,013	CARAGA	119%
NCR-S	913,007	II	979,550	IVB	119%
VIII	883,237	NCR-N	878,670	XI	107%
BARMM	791,315	CAR	817,169	IIIB	94%
IX	696,183	CARAGA	609,650	NCR-N	90%
II	676,712	BARMM	481,665	BARMM	61%
CARAGA	510,215	NCR-S	447,382	NCR-S	49%
CAR	333,469	NCR-C	310,996	NCR-C	24%
TOTAL	20,255,207	TOTAL	27,803,622	AVE.	137%

Data Source:MMG Report as of December 2024

CY 2025

PRO	PSA PROJECTED POPULATION	TARGET REGISTRATION (60% of Declared Patient Load per OCOO Memo 2025-154)	PRO	REGISTRATION as of July 31, 2025	PRO	% REGISTERED
VII	8,281,525	5,422,392	IV-A	2,725,724	XII	111.81%
IV-A	10,451,251	4,536,000	VI	2,686,017	VI	84.99%
X	5,204,363	3,383,473	X	2,621,034	IX	79.02%
IV-B	6,677,039	3,379,120	III-A	2,515,218	X	77.47%
I	5,386,400	3,313,504	VII	2,394,850	III-A	76.39%
III-B	6,655,806	3,299,329	I	2,279,545	CARAGA	75.69%
III-A	6,410,030	3,292,619	XII	2,064,664	V	74.09%
VIII	4,982,931	3,281,877	V	1,877,712	CAR	68.85%
VI	8,094,012	3,160,356	VIII	1,837,450	I	68.80%
NCR North	7,147,887	2,677,458	IV-B	1,632,451	II	64.39%
V	6,313,689	2,534,435	III-B	1,598,099	IV-A	60.09%
XI	5,616,459	2,468,000	XI	1,430,082	XI	57.94%
II	3,767,026	2,026,197	II	1,304,753	VIII	55.99%
XII	4,833,399	1,846,617	IX	1,228,076	III-B	48.44%
NCR South	5,206,700	1,811,383	NCR North	1,065,996	IV-B	48.31%
NCR Central	5,395,144	1,718,278	CAR	966,220	VII	44.17%
IX	3,712,417	1,554,134	CARAGA	949,739	NCR North	39.81%
BARMM	5,025,602	1,404,239	NCR South	581,471	BARMM	36.92%
CAR	1,849,672	1,403,389	BARMM	518,502	NCR South	32.10%
CARAGA	2,851,748	1,254,798	NCR Central	504,498	NCR Central	29.36%
TOTAL	113,863,100	53,767,598	TOTAL	32,782,101	AVE.	60.97%

Data Source:PowerBi as of July 31, 2025

First Patient Encounter

CY 2024

PRO	CY 2024 FPE TARGET	PRO	ACCOMPLISHMENT as of Dec. 2024	PRO	% OF FPE
III	485,174	III	1,342,602	NCR	590%
V	310,208	I	694,868	CARAGA	580%
I	233,650	NCR	427,549	IVA	427%
IX	188,425	IVA	421,979	XII	330%
VIII	164,975	IX	398,985	X	328%
CAR	164,781	VI	395,310	I	297%
VI	160,306	VII	379,540	VII	290%
IVB	140,681	VIII	369,173	II	285%
VII	130,687	XII	366,411	III	277%
XII	111,197	V	356,089	VI	247%
II	107,543	X	307,172	BARMM	245%
IVA	98,866	II	306,414	XI	244%
X	93,619	CAR	263,676	VIII	224%
XI	92,484	IVB	246,018	IX	212%
NCR	72,445	CARAGA	235,033	IVB	175%
BARMM	57,768	XI	225,296	CAR	160%
CARAGA	40,512	BARMM	141,422	V	115%
TOTAL	2,653,321	TOTAL	6,877,537	AVE.	259%

Data Source:MMG Report as of December 2024

CY 2025

PRO	CY 2025 FPE TARGET	PRO	FPE Count as of July 31, 2025	PRO	% of FPE as of July 31, 2025
IV-A	1,905,638	III-A	1,250,754	III-A	95.73%
VI	1,372,922	I	1,064,550	I	88.30%
VII	1,366,664	III-B	614,936	CAR	64.27%
NCR Central	1,329,797	VI	558,466	CARAGA	55.42%
III-B	1,204,633	X	512,320	II	53.59%
III-A	1,175,085	VII	475,899	IX	52.06%
IV-B	1,151,770	II	459,044	X	50.20%
NCR North	1,099,212	V	425,954	III-B	39.42%
NCR South	1,086,193	IX	403,868	XII	35.37%
V	1,049,067	XII	390,464	VI	33.20%
XI	1,001,012	VIII	388,507	V	31.48%
I	978,624	IV-A	352,768	VIII	29.81%
VIII	974,936	XI	351,900	VII	28.42%
X	884,200	CARAGA	348,883	XI	27.13%
XII	836,202	CAR	261,893	BARMM	23.41%
II	658,268	IV-B	251,005	IV-B	17.52%
IX	590,993	NCR North	250,760	NCR North	15.26%
CARAGA	510,769	NCR South	219,377	NCR South	14.92%
BARMM	483,287	BARMM	148,856	IV-A	13.73%
CAR	345,234	NCR Central	141,032	NCR Central	8.18%
TOTAL	20,004,506	TOTAL	8,871,236	AVE.	44.35%

Data Source:PowerBi as of July 31, 2025

PhilHealth Konsulta
Konsultasyong Sulit at Tama

SAP Payment CY 2024

2024	TRANCHE 1			TRANCHE 2			TOTAL		
	SAP GENERATED	SAP PAID	%	SAP GENERATED	SAP PAID	%	SAP GENERATED	SAP PAID	%
II	**245,100,437.60**	**245,100,437.60**	**100.00%**	**65,629,267.58**	**65,629,267.58**	**100.00%**	**310,729,705.18**	**310,729,705.18**	**100.00%**
IVA	**176,020,764.00**	**175,483,060.80**	**99.69%**			**0.00%**	**176,020,764.00**	**175,483,060.80**	**99.69%**
IX	325,077,889.62	324,308,415.22	99.76%	70,609,616.89	69,773,196.49	98.82%	395,687,506.51	394,081,611.71	99.59%
VII	328,359,427.63	326,430,947.63	99.41%	46,552,537.25	46,082,586.94	98.99%	374,911,964.88	372,513,534.57	99.36%
XI	215,016,867.20	214,685,353.60	99.85%	50,818,751.10	47,185,806.90	92.85%	265,835,618.30	261,871,160.50	98.51%
VI	371,281,305.60	364,203,580.00	98.09%	38,681,836.18	38,235,524.98	98.85%	409,963,141.78	402,439,104.98	98.16%
CARAGA	190,622,060.80	190,621,380.80	100.00%	50,769,771.11	44,813,781.19	88.27%	241,391,831.91	235,435,161.99	97.53%
NCR-SOUTH	**116,243,867.60**	**114,328,498.00**	**98.35%**	**41,020,340.60**	**38,739,363.97**	**94.44%**	**157,264,208.20**	**153,067,861.97**	**97.33%**
NCR-CENTRAL	**45,605,288.00**	**45,152,353.60**	**99.01%**	**12,679,832.56**	**10,509,609.16**	**82.88%**	**58,285,120.56**	**55,661,962.76**	**95.50%**
IIIA	**495,420,580.69**	**490,576,465.80**	**99.02%**	**56,841,980.84**	**32,291,910.72**	**56.81%**	**552,262,561.53**	**522,868,376.52**	**94.68%**
BARMM	117,664,405.49	115,032,885.49	97.76%	14,113,974.19	8,045,387.90	57.00%	131,778,379.68	123,078,273.39	93.40%
X	303,624,596.53	296,262,037.33	97.58%	19,308,947.02	1,262,880.36	6.54%	322,933,543.55	297,524,917.69	92.13%
CAR	**257,839,411.34**	**255,369,651.34**	**99.04%**	**40,009,006.72**	**13,441,790.92**	**33.60%**	**297,848,418.06**	**268,811,442.26**	**90.25%**
IIIB	**438,720,501.60**	**433,916,682.40**	**98.91%**	**62,919,950.51**	**16,441,643.36**	**26.13%**	**501,640,452.11**	**450,358,325.76**	**89.78%**
V	**349,040,871.07**	**345,106,217.85**	**98.87%**	**54,851,436.37**	**134,303.40**	**0.24%**	**403,892,307.44**	**345,240,521.25**	**85.48%**
VIII	354,334,617.60	354,330,551.20	100.00%	91,349,361.96	15,217,570.74	16.66%	445,683,979.56	369,548,121.94	82.92%
IVB	**207,442,663.20**	**202,335,056.00**	**97.54%**	**53,300,317.06**	**1,300,785.60**	**2.44%**	**260,742,980.26**	**203,635,841.60**	**78.10%**
XII	243,838,638.00	242,864,062.00	99.60%	75,214,409.98	-	0.00%	319,053,047.98	242,864,062.00	76.12%
NCR-NORTH	**172,638,468.00**	**171,968,103.20**	**99.61%**	**121,084,138.80**	**21,266,020.80**	**17.56%**	**293,722,606.80**	**193,234,124.00**	**65.79%**
I	**563,930,453.60**	**558,178,355.60**	**98.98%**	**307,164,155.37**	**2,893,015.80**	**0.94%**	**871,094,608.97**	**561,071,371.40**	**64.41%**
TOTAL	**5,517,823,115.17**	**5,466,254,095.46**	**99.07%**	**1,272,919,632.09**	**473,264,446.81**	**37.18%**	**6,790,742,747.26**	**5,939,518,542.27**	**87.46%**

PhilHealth YAKAP
PARA MALAYO SA SAKIT

SAP Payment

CY 2025

2025 - TRANCHE 1					
PRO	SAP GENERATED	PRO	SAP PAID	PRO	%
I	668,142,336.80	I	487,202,143.20	NCR-NORTH	100.00%
IIIA	393,138,790.40	IIIA	390,265,273.60	IX	99.95%
IIIB	373,739,029.60	IIIB	351,880,144.00	CARAGA	99.71%
X	295,812,947.20	X	279,794,731.20	V	99.68%
VI	285,042,780.80	VII	262,623,520.80	VII	99.66%
VII	263,510,988.80	V	256,012,955.20	CAR	99.57%
V	256,831,430.40	IX	240,106,000.80	IIIA	99.27%
II	243,170,366.40	II	238,156,413.60	II	97.94%
IX	240,216,840.80	VI	212,157,416.00	VIII	97.25%
VIII	216,126,440.00	VIII	210,185,810.40	IVA	96.96%
XII	210,233,111.20	CARAGA	199,885,551.20	XI	95.78%
XI	201,397,436.00	XII	199,704,725.60	XII	94.99%
CARAGA	200,466,094.40	NCR-NORTH	193,000,238.40	X	94.59%
IVA	197,332,640.80	XI	192,905,528.00	IIIB	94.15%
NCR-NORTH	193,000,238.40	IVA	191,331,763.20	IVB	93.42%
CAR	158,978,600.80	CAR	158,302,014.40	BARMM	88.82%
IVB	153,735,188.80	IVB	143,617,496.00	VI	74.43%
NCR-SOUTH	124,093,784.80	NCR-SOUTH	82,531,518.40	I	72.92%
BARMM	77,986,996.80	BARMM	69,267,234.40	NCR-SOUTH	66.51%
NCR-CENTRAL	64,805,210.40	NCR-CENTRAL	24,720,624.80	NCR-CENTRAL	38.15%
TOTAL	4,817,761,253.60	TOTAL	4,383,651,103.20	% PERF.	90.99%

Data Source:PowerBi as of July 31, 2025

4 AVAILMENT / UTILIZATION

Nationwide 2017-2024 PAID Claims Count

YEAR	ALL CLAIMS RECEIVED		PAID		
	Count	Amount	Count	Amount	%C
2017	10,893,060	106,306,027,719.60	10,478,351	102,857,400,822.41	96%
2018	11,541,168	111,082,590,580.83	10,854,458	105,052,913,657.06	94%
2019	11,710,180	112,321,190,159.01	10,916,966	104,786,653,626.78	93%
2020	11,031,897	103,050,715,398.70	10,345,969	96,063,300,312.50	94%
2021	12,629,900	116,799,617,260.97	11,800,194	106,461,502,614.60	93%
2022	13,976,361	132,502,287,813.27	13,153,920	121,937,386,010.44	94%
2023	13,466,327	125,877,180,261.03	12,853,717	119,014,106,139.68	95%
2024	15,756,660	172,595,597,336.14	15,073,150	163,760,890,634.45	96%
TOTAL	**101,005,553**	**980,535,206,529.55**	**95,476,725**	**919,934,153,817.92**	**95%**

YEAR	RTH			DENIED			IN-PROCESS		
	Count	Amount	%C	Count	Amount	%C	Count	Amount	%C
2017	119,139	895,339,644.80	1%	281,240	2,440,861,479.99	3%	14,330	112,425,772.40	0.1%
2018	276,526	2,457,217,843.02	2%	396,145	3,451,747,506.25	3%	14,039	120,711,574.50	0.1%
2019	360,858	3,376,246,782.04	3%	421,811	4,056,761,079.46	4%	10,545	101,528,670.73	0.1%
2020	279,874	2,454,682,440.21	3%	395,691	4,398,916,362.33	4%	10,363	133,816,283.66	0.1%
2021	333,453	4,114,661,276.87	3%	476,407	5,951,298,251.29	4%	19,846	272,155,118.21	0.2%
2022	267,232	3,216,658,824.78	2%	541,580	7,071,928,872.53	4%	13,629	276,314,105.52	0.1%
2023	199,957	2,105,732,674.19	1%	404,058	4,604,640,711.90	3%	8,595	152,700,735.26	0.1%
2024	204,788	2,667,745,067.74	1%	439,224	5,570,912,128.49	3%	39,498	596,049,505.46	0.3%
TOTAL	**2,041,827**	**21,288,284,553.65**	**2%**	**3,356,156**	**37,547,066,392.24**	**3%**	**130,845**	**1,765,701,765.74**	**0.1%**

Data Source: Task Force Informatics extracted as of July 31, 2025

CY 2025 Claims Status

as of July 2025

STATUS	COUNT	AMOUNT	%C
PAID	9,372,738	146,795,921,171.83	86.20%
RTH	222,110	4,181,787,664.59	2.04%
DENIED	151,041	2,063,274,681.44	1.39%
IN-PROCESS	1,127,171	20,255,022,993.26	10.37%
TOTAL	10,873,060	173,296,006,511.12	100%

Data Source: Task Force Informatics extracted as of July 31, 2025

% of RTH CLAIMS 2012-2016

2012		2013		2014		2015		2016	
PRO	%	PRO	%	PRO	%	PRO	%	PRO	%
IIIA	**1%**	**CAR**	**1%**	**CAR**	**1%**	X	0.45%	X	0.44%
IIIB	**1%**	**I**	**1%**	**I**	**1%**	**NCR-N**	**0.46%**	**NCR-C**	**0.47%**
IVA	**1%**	**II**	**1%**	**II**	**1%**	**NCR-C**	**0.50%**	BARMM	1%
NCR-C	**1%**	**IIIA**	**1%**	**IIIA**	**1%**	**CAR**	**1%**	**CAR**	**1%**
NCR-N	**1%**	**IIIB**	**1%**	**IIIB**	**1%**	**I**	**1%**	CARAGA	1%
NCR-S	**1%**	**IVA**	**1%**	**IVA**	**1%**	**II**	**1%**	**I**	**1%**
VI	1%	**IVB**	**1%**	**IVB**	**1%**	**IIIA**	**1%**	**IIIA**	**1%**
X	1%	IX	1%	IX	1%	**IIIB**	**1%**	**IIIB**	**1%**
XI	1%	**NCR-C**	**1%**	**NCR-C**	**1%**	**IVA**	**1%**	**IVA**	**1%**
XII	1%	**NCR-N**	**1%**	**NCR-N**	**1%**	**IVB**	**1%**	**IVB**	**1%**
CAR	**2%**	**NCR-S**	**1%**	**NCR-S**	**1%**	IX	1%	IX	1%
CARAGA	2%	VI	1%	VI	1%	**NCR-S**	**1%**	**NCR-N**	**1%**
I	**2%**	X	1%	VII	1%	**V**	**1%**	**NCR-S**	**1%**
II	**2%**	XI	1%	X	1%	VI	1%	VI	1%
IVB	**2%**	XII	1%	XI	1%	VII	1%	VIII	1%
IX	2%	BARMM	2%	XII	1%	XI	1%	XI	1%
V	**2%**	CARAGA	2%	BARMM	2%	XII	1%	XII	1%
VII	2%	**V**	**2%**	CARAGA	2%	BARMM	2%	**II**	**2%**
VIII	2%	VII	2%	**V**	**2%**	CARAGA	2%	**V**	**2%**
BARMM	3%	VIII	2%	VIII	2%	VIII	2%	VII	2%
AVE.	**2%**	**AVE.**	**1%**	**AVE.**	**1%**	**AVE.**	**1%**	**AVE.**	**1%**

PhilHealth Your Partner in Health
BAGONG PILIPINAS

% of RTH CLAIMS - 2017-2025

2017		2018		2019		2020		2021		2022		2023		2024		as of July 2025	
PRO	%	PRO	%	PRO	%	PRO	%	PRO	%	PRO	%	PRO	%	PRO	%	PRO	%
CAR	1%	IIIA	1%	CAR	2%	II	1%	X	1%	IVB	1%	CAR	1%	CAR	1%	IIIA	1%
CARAGA	1%	VII	1%	I	2%	IVA	1%	XI	1%	VI	1%	II	1%	I	1%	IIIB	1%
I	1%	X	1%	II	2%	X	1%	I	2%	X	1%	IIIA	1%	II	1%	IVA	1%
IIIA	1%	CAR	2%	IIIA	2%	XI	1%	IIIA	2%	XI	1%	IIIB	1%	IIIA	1%	NCR-N	1%
IIIB	1%	I	2%	IIIB	2%	I	2%	IIIB	2%	BARMM	2%	IVA	1%	IIIB	1%	VII	1%
IVA	1%	II	2%	NCR-C	2%	IX	2%	IVB	2%	CAR	2%	IVB	1%	IVA	1%	X	1%
IVB	1%	IIIB	2%	VII	2%	NCR-C	2%	NCR-N	2%	CARAGA	2%	NCR-C	1%	IVB	1%	I	2%
IX	1%	IVB	2%	X	2%	NCR-N	2%	V	2%	I	2%	NCR-N	1%	NCR-C	1%	II	2%
NCR-C	1%	IX	2%	XI	2%	V	2%	VII	2%	II	2%	X	1%	VII	1%	IVB	2%
NCR-N	1%	NCR-C	2%	IVA	3%	VII	2%	XII	2%	IIIA	2%	XI	1%	X	1%	IX	2%
NCR-S	1%	VI	2%	IVB	3%	XII	2%	CARAGA	3%	IIIB	2%	XII	1%	XII	1%	NCR-S	2%
VII	1%	XI	2%	IX	3%	CARAGA	3%	II	3%	IX	2%	CARAGA	2%	BARMM	2%	XII	2%
X	1%	XII	2%	NCR-N	3%	IIIA	3%	NCR-C	3%	NCR-C	2%	I	2%	CARAGA	2%	CAR	3%
XI	1%	IVA	3%	XII	3%	IIIB	3%	NCR-S	3%	NCR-N	2%	IX	2%	IX	2%	CARAGA	3%
XII	1%	NCR-N	3%	V	4%	IVB	3%	VI	3%	NCR-S	2%	NCR-S	2%	NCR-N	2%	NCR-C	3%
II	2%	VIII	3%	VI	4%	VI	3%	VIII	3%	VII	2%	V	2%	NCR-S	2%	V	3%
V	2%	CARAGA	4%	VIII	4%	VIII	3%	IX	4%	XII	2%	VI	2%	V	2%	VI	3%
VI	2%	V	4%	CARAGA	7%	NCR-S	4%	BARMM	5%	IVA	3%	VII	2%	VI	2%	VIII	3%
VIII	2%	NCR-S	5%	BARMM	8%	BARMM	7%	CAR	5%	V	3%	BARMM	3%	VIII	2%	XI	3%
BARMM	3%	BARMM	9%	NCR-S	8%	CAR	8%	IVA	5%	VIII	3%	VIII	3%	XI	2%	BARMM	4%
AVE.	1%	AVE.	2%	AVE.	3%	AVE.	3%	AVE.	3%	AVE.	2%	AVE.	1%	AVE.	1%	AVE.	2%

Top 10 Reasons for RTH Claims
CY 2025

#	2025 TOP 10 REASONS FOR RTH CLAIMS	FREQUENCY	%
1	OTHER DOCUMENTS REQUIRED	61996	28%
2	DISCREPANCIES	46367	21%
3	REQUIRED CLAIM FORM(S)	33065	15%
4	REQUIRED DOCUMENT IS UNAVAILABLE/INCOMPLETE/INCONSISTENT/UNREADABLE	31817	14%
5	REQUIRED MEDICAL DOCUMENT(S)	25596	12%
6	PHILHEALTH HEMODIALYSIS BENEFIT PACKAGE AGREEMENT FORM (PHBPAF) FOR EACH SESSION IS REQUIRED	21479	10%
7	ZERO AMOUNT PAYABLE DUE TO DEFICIENCY DETECTED: EFFECT PENDING	18290	8%
8	ORIGINAL PHILHEALTH CLAIM FORM 2 NOT PROPERLY ACCOMPLISHED	16908	8%
9	NO ELECTRONIC CF4 DATA ATTACHED TO THE CLAIM (MANUAL)	13964	6%
10	REQUIRED LABORATORY RESULT	13057	6%

% Formula = Frequency / 222,110 Total Count of RTH Claims for as of July 31, 2025

Data Source: Task Force Informatics extracted as of July 31, 2025

% of DENIED CLAIMS 2012-2016

2012		2013		2014		2015		2016	
PRO	%	PRO	%	PRO	%	PRO	%	PRO	%
CARAGA	2%	X	1%	NCR-N	1%	NCR-N	1%	CAR	2%
I	2%	XI	1%	VI	1%	CAR	2%	I	2%
IVB	2%	XII	1%	XI	1%	I	2%	IIIA	2%
IX	2%	BARMM	2%	XII	1%	II	2%	IVA	2%
NCR-C	2%	CAR	2%	CAR	2%	IVB	2%	IVB	2%
NCR-N	2%	I	2%	I	2%	NCR-C	2%	IX	2%
VI	2%	II	2%	II	2%	NCR-S	2%	NCR-C	2%
X	2%	IIIA	2%	IIIA	2%	VI	2%	X	2%
XI	2%	IIIB	2%	IVA	2%	VII	2%	XI	2%
XII	2%	IVA	2%	IVB	2%	X	2%	XII	2%
BARMM	3%	IVB	2%	IX	2%	XI	2%	CARAGA	3%
II	3%	IX	2%	NCR-C	2%	XII	2%	II	3%
IIIA	3%	NCR-C	2%	NCR-S	2%	CARAGA	3%	IIIB	3%
IIIB	3%	NCR-N	2%	VII	2%	IIIA	3%	NCR-N	3%
IVA	3%	NCR-S	2%	X	2%	IIIB	3%	VI	3%
V	3%	VI	2%	BARMM	3%	IVA	3%	VII	3%
VII	3%	VII	2%	CARAGA	3%	IX	3%	BARMM	4%
CAR	4%	CARAGA	3%	IIIB	3%	V	3%	NCR-S	4%
NCR-S	4%	V	3%	V	4%	VIII	3%	VIII	5%
VIII	4%	VIII	3%	VIII	5%	BARMM	4%	V	8%
AVE.	3%	AVE.	2%	AVE.	2%	AVE.	2%	AVE.	3%

% of DENIED CLAIMS - 2017-2025

2017		2018		2019		2020		2021		2022		2023		2024		as of July 2025	
PRO	%	PRO	%	PRO	%	PRO	%	PRO	%	PRO	%	PRO	%	PRO	%	PRO	%
CAR	2%	IIIB	1%	IIIA	2%	IIIB	2%	NCR-N	1%	NCR-N	1%	CAR	1%	IIIA	1%	I	1%
CARAGA	2%	CAR	2%	IIIB	2%	IVA	2%	CAR	2%	BARMM	1%	IIIB	1%	IIIB	1%	IIIA	1%
I	2%	IIIA	2%	I	3%	NCR-N	2%	IIIB	2%	CAR	2%	NCR-N	1%	NCR-N	1%	IIIB	1%
IIIA	2%	XI	2%	IVA	3%	VI	2%	XII	2%	IIIA	2%	II	2%	CAR	2%	IVA	1%
IIIB	2%	I	3%	IVB	3%	XI	2%	BARMM	3%	IIIB	2%	IIIA	2%	I	2%	IVB	1%
IVB	2%	II	3%	NCR-N	3%	CARAGA	3%	CARAGA	3%	V	2%	NCR-C	2%	II	2%	NCR-N	1%
NCR-C	2%	IVA	3%	VI	3%	I	3%	II	3%	VIII	2%	V	2%	IVA	2%	VIII	1%
NCR-N	2%	IVB	3%	VII	3%	IIIA	3%	IIIA	3%	X	2%	X	2%	NCR-C	2%	X	1%
NCR-S	2%	NCR-N	3%	X	3%	VIII	3%	IVB	3%	XI	2%	XI	2%	BARMM	3%	XII	1%
VII	2%	VII	3%	XI	3%	BARMM	4%	IX	3%	XII	2%	XII	2%	IVB	3%	BARMM	1%
X	2%	XII	3%	CAR	4%	CAR	4%	VI	3%	IX	3%	I	3%	V	3%	CAR	2%
XI	2%	NCR-C	4%	II	4%	II	4%	VIII	3%	IVB	4%	IVA	3%	XI	3%	CARAGA	2%
XII	2%	NCR-S	4%	IX	4%	IVB	4%	IVA	4%	NCR-C	4%	IVB	3%	XII	3%	II	2%
II	3%	VI	4%	NCR-C	4%	IX	4%	V	4%	II	5%	IX	3%	IX	4%	NCR-C	2%
IVA	3%	BARMM	5%	XII	4%	VII	4%	VII	4%	IVA	5%	VIII	3%	VI	4%	NCR-S	2%
IX	3%	CARAGA	5%	BARMM	5%	XII	4%	XI	4%	VI	5%	BARMM	4%	VII	4%	V	2%
V	4%	IX	5%	CARAGA	5%	NCR-C	5%	NCR-C	5%	CARAGA	6%	VI	4%	VIII	4%	VI	2%
VI	4%	VIII	5%	V	5%	V	5%	X	5%	NCR-S	7%	CARAGA	5%	X	4%	VII	2%
VIII	5%	X	5%	NCR-S	6%	X	5%	I	6%	VII	7%	VII	6%	CARAGA	5%	XI	2%
BARMM	8%	V	6%	VIII	6%	NCR-S	9%	NCR-S	7%	I	8%	NCR-S	9%	NCR-S	5%	IX	3%
AVE.	3%	AVE.	3%	AVE.	4%	AVE.	4%	AVE.	4%	AVE.	4%	AVE.	3%	AVE.	3%	AVE.	1%

Data Source: Task Force Informatics
extracted as of July 31, 2025

PhilHealth Your Partner in Health

BAGONG PILIPINAS

Top 10 Reasons for Denied Claims
CY 2025

#	2025 TOP 10 REASONS FOR DENIED CLAIMS	FREQUENCY	%
1	FILED/REFILED BEYOND 60 AND 120 DAYS STATUTORY PERIOD	82903	55%
2	ZERO AMOUNT PAYABLE DUE TO DEFICIENCY DETECTED: EFFECT DENIED	46442	31%
3	CONFINEMENT NOT WITHIN HOSPITAL ACCREDITATION PERIOD	11130	7%
4	CASE NOT COMPENSABLE	10645	7%
5	DENIED DUE TO NON-COMPLIANCE	9942	7%
6	CASE RATE CLAIM ATTENDED BY NOT ACCREDITED DOCTOR	9636	6%
7	NON-COMPLIANCE TO STANDARD OF CARE (MANUAL)	7505	5%
8	NON-COMPLIANCE TO DEFICIENCIES	3587	2%
9	NON-COMPLIANCE TO STANDARD OF CARE (SYSTEM)	3059	2%
10	CASE NOT COMPENSABLE AS PER CIRCULAR #_____SERIES_____-	2000	1%

% Formula = Frequency / 151,041 Total Count of Denied Claims as of July 31, 2025

Data Source: Task Force Informatics extracted as of July 31, 2025

5

TURN-AROUND-TIME

2012-2016

★★★★★

2012		2013		2014		2015		2016	
PRO	TAT	PRO	TAT	PRO	TAT	PRO	TAT	PRO	TAT
VI	27	VI	16	VI	25	**NCR-S**	**16**	**NCR-S**	**23**
IV-A	**36**	BARMM	26	**NCR-N**	**26**	**NCR-N**	**21**	**NCR-N**	**24**
V	**37**	**CAR**	**28**	XII	28	**CAR**	**24**	**II**	**25**
CAR	**39**	**IV-A**	**28**	**CAR**	**30**	IX	24	**CAR**	**28**
BARMM	42	**I**	**30**	**IV-B**	**31**	VI	30	IX	28
VIII	44	**III-B**	**35**	IX	32	XII	31	**V**	**30**
NCR-N	**45**	IX	36	**II**	**34**	**II**	**32**	**NCR-C**	**32**
NCR-S	**46**	X	37	**I**	**36**	**V**	**32**	**I**	**34**
IV-B	**47**	**III-A**	**39**	**IV-A**	**41**	CARAGA	32	**IV-A**	**34**
X	48	VII	42	**NCR-S**	**43**	**IV-B**	**34**	**IV-B**	**36**
II	**50**	VIII	42	BARMM	46	BARMM	34	CARAGA	36
VII	50	**IV-B**	**43**	**V**	**49**	**IV-A**	**36**	VI	41
IX	52	**NCR-N**	**43**	**III-B**	**55**	VII	37	X	46
I	**55**	**II**	**44**	**III-A**	**57**	**I**	**38**	**III-A**	**47**
III-B	**57**	XII	49	CARAGA	60	**III-B**	**38**	XI	50
NCR-C	**61**	XI	56	X	60	XI	40	XII	50
CARAGA	66	**V**	**59**	VIII	62	X	43	BARMM	51
XI	68	**NCR-S**	**62**	VII	69	**NCR-C**	**50**	**III-B**	**63**
III-A	**76**	**NCR-C**	**63**	XI	69	**III-A**	**60**	VII	77
XII	77	CARAGA	67	**NCR-C**	**73**	VIII	62	VIII	77
AVERAGE	**51**	**AVERAGE**	**42**	**AVERAGE**	**46**	**AVERAGE**	**36**	**AVERAGE**	**42**

TURN-AROUND-TIME

2017-July 2025

2017		2018		2019		2020		2021		2022		2023		2024		as of July 2025	
PRO	TAT	PRO	TAT	PRO	TAT	PRO	TAT	PRO	TAT	PRO	TAT	PRO	TAT	PRO	TAT	PRO	TAT
IIIB	31	VIII	19	NCR-C	7	IVA	20	BARMM	18	V	13	V	17	I	13	CARAGA	13
NCR-S	40	IIIB	25	IIIA	13	IX	23	V	28	BARMM	21	IIIA	19	V	15	I	15
II	41	VI	27	IVA	13	V	26	IX	33	I	21	NCR-C	19	NCR-C	17	IVA	16
NCR-N	43	I	30	IIIB	16	VII	30	IIIB	34	IVA	21	VIII	21	NCR-N	17	IIIA	18
VIII	45	IVA	30	IX	17	II	31	VI	35	NCR-N	24	CAR	22	CAR	20	V	19
IVA	46	NCR-N	30	VII	18	VI	33	VII	35	CARAGA	25	NCR-N	22	VIII	20	X	19
IX	48	NCR-C	34	NCR-N	19	VIII	33	IVB	37	IIIB	26	VI	23	IIIA	23	CAR	21
CAR	50	NCR-S	35	BARMM	20	CARAGA	37	CARAGA	38	VII	26	CARAGA	24	IVA	23	IX	23
CARAGA	51	IIIA	36	V	20	BARMM	38	IVA	39	IIIA	27	IVA	32	VI	23	NCR-C	23
IIIA	51	II	39	VIII	22	IVB	40	X	39	VI	28	BARMM	33	VII	23	NCR-N	24
NCR-C	56	BARMM	41	CARAGA	24	IIIB	42	II	41	CAR	29	II	34	NCR-S	26	XI	25
XI	58	IVB	41	IVB	26	CAR	44	XII	48	IX	29	VII	37	CARAGA	27	VIII	26
I	68	IX	43	II	27	XII	47	CAR	50	X	29	IVB	39	BARMM	28	IIIB	27
VI	70	V	43	CAR	29	I	50	NCR-N	50	XII	34	IIIB	42	II	28	NCR-S	27
V	71	CARAGA	44	XII	29	X	52	I	52	IVB	37	IX	42	IVB	28	VI	27
X	76	X	44	NCR-S	30	NCR-C	54	VIII	55	VIII	38	NCR-S	42	IX	28	VII	27
XII	76	XI	47	X	30	XI	54	IIIA	58	II	47	XII	51	IIIB	29	BARMM	32
IVB	86	CAR	50	I	32	IIIA	58	XI	71	XI	47	I	53	XI	32	IVB	32
BARMM	97	XII	53	VI	33	NCR-N	71	NCR-C	72	NCR-S	54	XI	57	X	33	XII	32
VII	130	VII	82	XI	37	NCR-S	73	NCR-S	104	NCR-C	66	X	58	XII	42	II	34
AVE.	62	AVE.	40	AVE.	23	AVE.	43	AVE.	47	AVE.	32	AVE.	34	AVE.	25	AVE.	24

6 NBB (No Bayad-Bayad)

- Joint accountability of DILG, DOH and LGUs
- DOH / DILG Awards (PHIC)
- Joint PhilHealth and DOH ManCom Meeting
- Fora with LGUs, DOH, HCIs, HOR, Senate



7 ANTI-FRAUD (NDD/No Daya-Daya)

- Strict monitoring of anti-fraud activities
- Submission of monitoring reports



OPLAN ER

Engage and Reconcile

- Started by the North Luzon Growth Quadrangle and Pampanga LGU
- Claims reconciliation done, accountant to accountant
- Crossmatching of data
- Technical assistance to minimize RTH and denied claims
- PUSH e-mail to Health Facilities (Project ICE / CLIPS)

ENGAGEMENT ACTIVITIES







MEETING WITH THE MEDICAL CITY, PASIG CITY



ENGAGEMENT ACTIVITIES

PHILHEALTH PULSE

PRO III
JANUARY 2024
CLARK, PAMPANGA





ENGAGEMENT ACTIVITIES



DOH-PHIC JOINT MANCOM

PRO II
TUGUEGARAO CITY









ENGAGEMENT ACTIVITIES





ENGAGEMENT ACTIVITIES





Oplan Dashboard Report



HEALTH FACILITY PROFILE

Name of Facility:
Address:
Social Class: GOVERNMENT
Social Status: HOSPITAL - LEVEL 3

INTERIM REIMBURSEMENT MECHANISM (IRM)

Released Amount	Liquidated Amount	% of Liquidation
90,714,541.00	90,714,541.00	100.00%

DEBIT-CREDIT PAYMENT METHOD (DCPM)

DCPM Type	Released Amount	Reconciled Amount	% of Recon.
DCPM I	NOT INCLUDED		
DCPM Expansion	NOT INCLUDED		
DCPM II	DID NOT AVAIL		
DCPM III	DID NOT AVAIL		
DCPM IV	DID NOT AVAIL		

TURN-AROUND-TIME (HCI vs PHIC)

YEAR	HCI TAT (days) (Discharge to PHIC Submission)	PHIC TAT (days) (Receive to Check Prep)
2017	18	68
2018	45	30
2019	75	32
2020	70	50
2021	70	52
2022	122	21
2023	143	53
2024	49	13

% OF RTH AND DENIED CLAIMS

YEAR	RTH	Denied
2017	1%	3%
2018	13%	9%
2019	3%	7%
2020	1%	2%
2021	1%	3%
2022	2%	6%
2023	5%	24%
2024	1%	9%

Oplan Dashboard Report



CLAIMS STATUS (2017-2024)

YEAR	RECEIVED-REFILED		PAID		
	Count	Amount	Count	Amount	%C
2017	16,220	239,670,278.00	15,526	232,969,598.00	96%
2018	24,049	202,756,056.00	18,723	151,810,220.00	78%
2019	29,066	237,398,684.25	26,269	210,723,504.25	90%
2020	29,773	248,458,363.71	28,848	225,482,551.71	97%
2021	34,160	397,855,149.29	32,662	344,849,600.58	96%
2022	32,061	408,251,249.55	29,673	359,819,790.02	93%
2023	45,975	423,287,942.60	32,695	295,157,763.84	71%
2024	50,904	546,947,775.77	42,884	444,447,999.75	84%
TOTAL	**262,208**	**2,704,625,499.17**	**227,280**	**2,265,261,028.15**	**87%**

YEAR	RTH			DENIED			IN-PROCESS		
	Count	Amount	%C	Count	Amount	%C	Count	Amount	%C
2017	179	2,226,270.00	1%	503	4,381,530.00	3%	12	92,880.00	0.1%
2018	3,103	32,905,838.00	13%	2,221	18,031,298.00	9%	2	8,700.00	0.01%
2019	874	10,927,058.00	3%	1,895	15,484,784.00	7%	28	263,338.00	0.1%
2020	210	12,672,472.00	1%	712	9,960,141.00	2%	3	343,199.00	0.01%
2021	432	31,371,490.62	1%	1,066	21,634,058.09	3%	0	0.00	0%
2022	519	11,124,979.26	2%	1,858	36,703,447.97	6%	11	603,032.30	0.03%
2023	2,183	33,956,913.55	5%	11,090	94,059,905.21	24%	7	113,360.00	0.02%
2024	651	9,080,321.37	1%	4,546	52,516,641.25	9%	2,823	40,902,813.40	6%
TOTAL	**8,151**	**144,265,342.80**	**3%**	**23,891**	**252,771,805.52**	**9%**	**2,886**	**42,327,322.70**	**1%**

TOP 10 REASONS FOR RTH CLAIMS (2024)	Frequency	%
1. OTHER DOCUMENTS REQUIRED	316	49%
2. REQUIRED DOCUMENT IS UNAVAILABLE/ INCOMPLETE/ INCONSISTENT/ UNREADABLE	165	25%
3. DISCREPANCIES	77	12%
4. WITH ERRORS ENCOUNTERED IN CF4 XML FOR REFERRAL TO SERVICE PROVIDER TO FIX AND RE-FILE	51	8%
5. CF4 NOT PROPERLY ACCOMPLISHED	41	6%
6. SESSION DATES HAVE NOT BEEN PROVIDED	34	5%
7. PHILHEALTH HEMODIALYSIS BENEFIT PACKAGE AGREEMENT FORM (PHBPAF) FOR EACH SESSION IS REQUIRED	27	4%
8. ZERO AMOUNT PAYABLE DUE TO DEFICIENCY DETECTED: EFFECT PENDING	23	4%
9. ORIGINAL PHILHEALTH CLAIM FORM 2 NOT PROPERLY ACCOMPLISHED	20	3%
10. REQUIRED CLAIM FORM(S)	16	2%

% Formula = Frequency / 651 Total Count of RTH Claims for CY 2024

TOP 10 REASONS FOR DENIED CLAIMS (2024)	Frequency	%
1. FILED BEYOND 60 DAYS STATUTORY PERIOD	2282	50%
2. ZERO AMOUNT PAYABLE DUE TO DEFICIENCY DETECTED: EFFECT DENIED	1535	34%
3. DENIED DUE TO NON-COMPLIANCE	1144	25%
4. NON-COMPLIANCE TO DEFICIENCIES	420	9%
5. FILED BEYOND 120 DAYS STATUTORY PERIOD	281	6%
6. CASE NOT COMPENSABLE	225	5%
7. LATE REFILING	196	4%
8. BENEFIT ALREADY EXHAUSTED	179	4%
9. PATIENT NOT REGISTERED IN PHILHEALTH DIALYSIS DATABASE	58	1%
10. ICD CODE NOT MATCH FOR THIS CASERATE	58	1%

% Formula = Frequency / 4,546 Total Count of Denied Claims for CY 2024

For Action

- **PRO V Accreditation Issue (Masbate)**
- **Meeting with Governor and PHO along with RVP, Congressman, HCDMD Chief and LHIO Head**

POLICY RECOMMENDATIONS

- Higher benefit package for NBB Ward Accommodation
- Prospective payment to DOH, LGU and Tertiary HFs
- Shared accountability
- Internal: System, Policy, Target and Support Teams
- External: DOH, DILG, DSWD, other agencies

OPERATIONAL PLANS

- Accreditation of HFs
- Promotion of Services
- ER: Engagement and Reconciliation

Sa panibagong

50% adjustment,

pumalo na sa

95% ang itinaas ng case rate packages ninyo!

- Noong Pebrero 2024, nagkaroon tayo ng 30% increase. Ngayong Disyembre, panibagong 50% ang idinagdag sa mahigit 9,000 case rates na hindi saklaw ng rationalization.
- Kasama rito ang case rates para sa medical at surgical cases – mas mararamdaman mo na ang benepisyo!

Batay sa PhilHealth Circular No. 2024-0037 na inilathala noong Disyembre 28, 2024, at epektibo simula Enero 1, 2025 para sa lahat ng hospital admissions

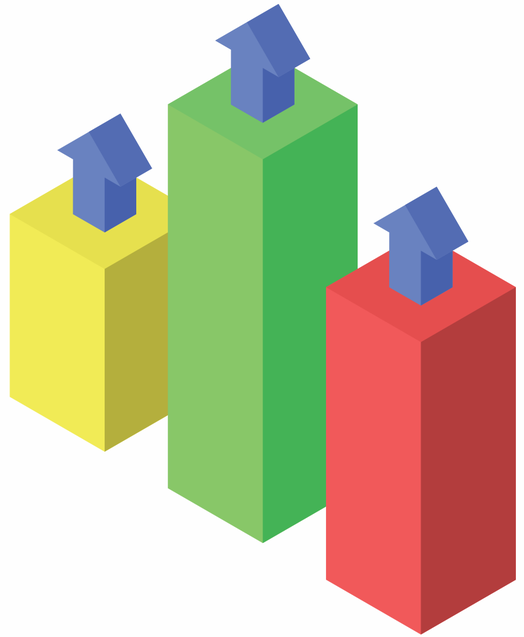

Lifting of the Single Period of Confinement (SPC) Rule for medical conditions and surgical procedures in the ACR policy starting October 1, 2024 readmissions.



PhilHealth Circular No. 2025-0006

Flexibility in Claims Submission Deadline for Claims Filed from January 1, 2018 to December 31, 2024



For reprocessing of all previously denied claims solely due to late submission.

Subject claims shall be re-filed by the HFs within a prescribed period of 6 months from the date of the effectivity of the Circular.

Published in Manila Bulletin - February 22, 2025

PhilHealth Circular No. 2025-0007

Lifting the 45-Day Benefit Limit Rule



Published in The Manila Times - March 20, 2025

NEW AND IMPROVED BENEFITS

CASE RATE	OLD RATE	NEW RATE	% INCREASE
Hemodialysis Package	90 sessions per year 2,600.00 4,000.00	156 sessions 4,000.00 6,350.00	173% 54% 144%
High Risk Pneumonia	32,000.00	90,100.00	182%
Hemorrhagic Stroke	38,000.00	80,000.00	110%

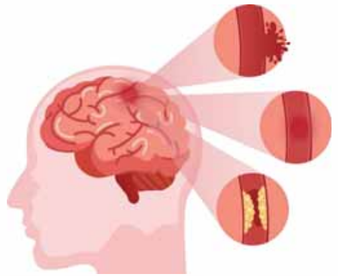





NEW AND IMPROVED BENEFITS



CASE RATE	OLD RATE	NEW RATE	% INCREASE
Ischemic Stroke	28,000.00	76,000.00	170%
Cataract Extraction	50 extraction limit per day	200 surgeries limit per month	400%
New Outpatient Mental Health Package	N/A	9,000.00 for general mental health services 16,000.00 for specialty mental health services	N/A
Breast Cancer	100,000.00	1,400,000.00	1,300%
Neonatal Sepsis	11,700.00	25,793.00 *For Levels 1, 2, and 3 Hospitals only*	120%

CASE RATE	OLD RATE	NEW RATE	% INCREASE
Bronchial Asthma in Acute Exacerbation	9,000.00	22,488.00 *For Levels 1, 2, and 3 Hospitals only	150%
Outpatient Therapeutic Care for Severe Acute Malnutrition (SAM)	N/A	7,500.00 - 0 to less than 6 months old 17,000.00 - 6 months to 60 months old	N/A
Severe Dengue	16,000.00	47,000.00 *For Levels 1, 2, and 3 Hospitals only	194%
YAKAP PACKAGE	500.00 - government 750.00 - private	1,700.00 *up to 900.00 co-payment for private KPPs **with mammography and breast ultrasound	240% 127%




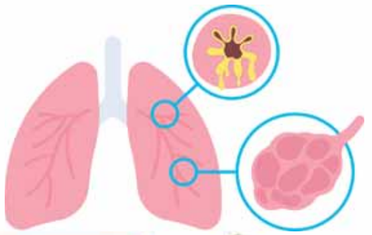

CASE RATE	OLD RATE	NEW RATE	% INCREASE
Inpatient COVID-19	43,997.00	55,000.00 up to 590,000.00	25%
Ischemic Heart Disease - Acute Myocardial Infarction	18,900.00	Percutaneous Coronary Intervention (PCI) - 523,853.00 Fibrinolysis - 133,500.00 Emergency Medical Services with Coordinated Referral and Interfacility Transfer - 21,900.00 Cardiac Rehabilitation - 66,140.00	2,671%
Outpatient Emergency Care Benefit Package	N/A	covers health services and commodities provided in emergency setting	N/A
Preventive Oral Health Service in Primary Care	N/A	maximum of 1,000.00 per beneficiary per year	N/A
Extracapsular Cataract Extraction with Insertion of Intraocular Lens	16,000.00	from 20,200.00 to as high as 187,100.00	26% up to 1,069%

NEW AND IMPROVED BENEFITS



CASE RATE	OLD RATE	NEW RATE	% INCREASE
Optometry Benefit Package for Children (0-15 years old)	N/A	2,500.00 Assessment of eye and vision Prescription glasses (lens and frame) Follow-up	N/A

NEW AND IMPROVED BENEFITS



CASE RATE	OLD RATE	NEW RATE	% INCREASE
PhilHealth GAMOT	N/A	20,000 per patient per year	N/A

NEW AND IMPROVED BENEFITS

CASE RATE	OLD RATE	NEW RATE	% INCREASE
Physical Medicine, Rehabilitation Services, and Assistive Mobility Devices 	N/A	Initial Assessment - 1,200.00 to 2,800.00 Follow-up Assessment - 1,200/ assessment (up to 10 assessments) Discharge Assessment - 1,200.00 to 2,800.00 <u>Rehabilitation Services</u> Physical Therapy - 16,800.00/set or 1,400.00 session (1 set=12 sessions, up to 4 sets in a year) Occupational Therapy - 27,600.00/set or 2,300.00 session (1 set=12 sessions, up to 4 sets in a year) Speech and Language Pathology - 30,000.00/set or 2,500/session (1 set=12 sessions, up to 4 sets in a year) Psychological Services - 2,800.00/session (12 sessions/year; max. of 3 per month, as needed)	N/A

NEW AND IMPROVED BENEFITS

CASE RATE	OLD RATE	NEW RATE	% INCREASE
Physical Medicine, Rehabilitation Services, and Assistive Mobility Devices	N/A	<u>Assistive Mobility Devices</u> Basic wheelchair - 7,500.00 Active wheelchair - 15,000.00 Supportive wheelchair - 25,000.00 Motorized wheelchair - 40,000.00 Battery replacement - 5,000.00 Walker - 2,000.00 Rollator - 3,000.00 Quad cane - 2,000.00 Single tip cane - 1,000.00 Crutch axillary - 1,500.00 Crutch triceps - 2,500.00 White cane - 3,000.00	N/A



NEW AND IMPROVED BENEFITS

CASE RATE	OLD RATE	NEW RATE	% INCREASE
Physical Medicine, Rehabilitation Services, and Assistive Mobility Devices	N/A	<u>Laboratory and Diagnostic Tests</u> Segmental X-Ray - 320/session (max. of 4/year) Skeletal X-Ray - 6,365.00 (once/year) EMG-NCV (initial segments) - 5,000.00/session (max. of 2/yr) EMG-NCV (succeeding segments) - 3,000/session (max. of 6/yr) MSK Ultrasound - 3,000.00/session (max. of 4/yr) MRI - 24,000.00/session (max. of 2/yr) CT-Scan - 9,100.00/site (max. of 2/site/yr) FEES or Barium Swallow - 10,500.00/yr ECG - 620.00/yr 2D-Echo - 3,200.00/yr Exercise Stress Test - 2,730.00/yr Pulmonary Function Test - 2,300.00/yr Urinalysis - 170.00 (max. of 6/yr) KUB Ultrasound - 1,300.00/session (max. of 4/yr)	N/A



NEW AND IMPROVED BENEFITS

CASE RATE	OLD RATE	NEW RATE	% INCREASE
Physical Medicine, Rehabilitation Services, and Assistive Mobility Devices	N/A	<u>Laboratory and Diagnostic Tests</u> Urodynamic Studies - 7,000.00/session (max. of 2/yr) BUN, Creatinine, FBS, CBC, Serum electrolytes (Na, K, and Cl) - 1,900.00/set (max. of 4 sets every year) <u>Drugs and Medicine</u> - maximum of 2,000.00/year Oral Medication: Gabapentin Diclofenac Tramadol Methylprednisolone acetate Intravenous Injection: Bupivacaine Hydrocortisone acetate Methylprednisolone acetate Tramadol	N/A



NEW Z BENEFITS PACKAGE RATES

ZBEN TYPE	OLD RATE	NEW RATE	% INCREASE
KIDNEY TRANSPLANTATION	600,000.00	from 865,000.00 to as high as 2,146,000.00	44% up to 258%
PERITONEAL DIALYSIS	270,000.00 / year	from 16,800.00 to as high as 1,269,000.00	370%



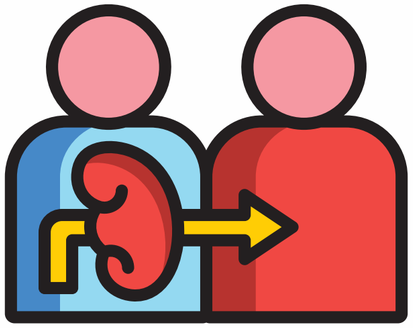

NEW BENEFITS PACKAGE RATES

ZBEN TYPE	OLD RATE	NEW RATE	% INCREASE
CORONARY ARTERY BYPASS GRAFT SURGERY - standard risk	550,000.00	660,000.00	20%
CORONARY ARTERY BYPASS GRAFT SURGERY - expanded risk	N/A	960,000.00	N/A
Cardiac Rehabilitation for post-CABG surgery	N/A	54,000 (6 sessions)	N/A
Ancillary services for post-CABG surgery (laboratory/diagnostics, drugs/medicines)	N/A	12,140.00	N/A

NEW ZBENEFITS PACKAGE RATES

ZBEN TYPE	OLD RATE	NEW RATE	% INCREASE
Closure of Ventricular Septal Defect with or without Associated Special Conditions	250,000.00	498,000.00	99%
Closure of VSD with Severe Pulmonary Stenosis	N/A	614,000.00	N/A
Total Correction of Tetralogy of Fallot (TOF)	320,000.00	614,000.00	56%
Cardiac Rehabilitation Services for post-VSD or TOF surgery	N/A	6,500.00 (4 sessions)	N/A

NEW Z BENEFITS PACKAGE RATES

FOR VALVULAR HEART DISEASE

ZBEN TYPE	OLD RATE	NEW RATE	% INCREASE
Mitral Valve Replacement with Tricuspid Valve Annuloplasty (Adult or Pediatric)	N/A	810,000.00	N/A
Aortic Valve Replacement Tricuspid Valve Annuloplasty (Pediatric)	N/A	810,000.00	N/A
Mitral Valve Replacement (Adult or Pediatric)	N/A	762,000.00	N/A
Aortic Valve Replacement (Adult or Pediatric)	N/A	762,000.00	N/A

NEW BENEFITS PACKAGE RATES

FOR VALVULAR HEART DISEASE

ZBEN TYPE	OLD RATE	NEW RATE	% INCREASE
Mitral and Tricuspid Valve Repair (Pediatric)	N/A	690,000.00	N/A
Mitral Valve Repair (Pediatric)	N/A	642,000.00	N/A
Cardiac Rehabilitation (Max. of 4 sessions - Adult)	N/A	15,000.00	N/A
Cardiac Rehabilitation (Max. of 4 sessions - Pediatric)	N/A	6,500.00	N/A

NEW BENEFITS PACKAGE RATES

ZBEN TYPE	OLD RATE	NEW RATE	% INCREASE
POST-KIDNEY TRANSPLANTATION SERVICES IN CHILDREN	N/A	from 1,900.00 to as high as 876,780.00 Coverage: Immunosuppressive Medications, Drug Prophylaxis, Drug level monitoring, laboratory tests, renal graft biopsy, diagnostic tests, living donor monitoring, infectious disease monitoring, and ancillary services	N/A
POST-KIDNEY TRANSPLANTATION SERVICES IN ADULTS	N/A	from 1,900.00 to as high as 488,700.00 Coverage: Immunosuppressive Medications, Drug Prophylaxis, Drug level monitoring, laboratory tests, renal graft biopsy, diagnostic tests, and living donor monitoring	N/A

MAS RESPONSIVE NA MGA BENEPISYONG MEDIKAL PARA SA MGA MIYEMBRO



Isang PhilHealth na



Mabilis

Hospitals and providers are paid on time



Patas

Hospitals deliver better care



Mapagkakatiwalaan

Filipinos feel secure in their health insurance coverage

Sa PhilHealth,



Nagtutulungan

Offices share accountability in working towards clear objectives



Umuusad

Achievement of progress is measurable and verifiable



Kinikilala

Employee contributions and institutional strengths are recognized

RECOMMENDATIONS

Shared accountability to the following:

1. **Joint Memorandum for Accreditation of PHOs, MHOs, CHOs and RHUs on different PhilHealth Benefits (TB-Dots, OHAT, Malaria, Animal Bite, Maternity, Family Planning, YAKAP, Mental Health, Dental, Optometric, Severe Acute Malnutrition, GAMOT, Cancer Screening)**
2. **Active Reconciliation of Accounts**

PRIORITY PROGRAMS

Benefits	Increase the benefit packages for NBB wards.
Accreditation	Accreditation and promotion of services.
Oplan ER	Engagement and Reconciliation.



PHILHEALTH YAKAP
MGA DAPAT MALAMAN

ANO ANG PHILHEALTH YAKAP?

PhilHealth YAKAP
PARA MALAYO SA SAKIT

Programang aalaga sa bawat Pilipino **para malayo sa sakit** ang bayan

PhilHealth Konsulta
Konsultasyong Sulit at Tama

PhilHealth YAKAP
PARA MALAYO SA SAKIT

Key Challenges	STRATEGIC ENHANCEMENTS
Limitadong Partisipasyon ng mga service provider	Pagpapalawak ng serbisyo sa pangangalaga, mga access point, at mga insentibo para sa mga provider.
Mga pasyenteng naghahanap ng pangangalaga sa labas ng structured pathway	Mas maayos na koordinasyon sa pangangalaga *Patient pathway for continuous care*

PhilHealth YAKAP

PARA MALAYO SA SAKIT

- Pinalawak na mga serbisyo ng KONSULTA
- Pagbabago mula sa reaktibo tungo sa proaktibong pangangalaga ng kalusugan
- Pagsasama sa umiiral na mga specialty benefit
- GAMOT na pang-outpatient
- Pinalawak na laboratoryo at diagnostic na benepisyo
- Pagsusuri para sa kanser (Cancer screening)

PHILHEALTH YAKAP PROGRAM COMPONENTS

PRIMARY CARE SERVICES

- Konsultasyon
- Laboratoryo

OUTPATIENT LAB & DIAGNOSTICS

- Cancer Screenings

PHILHEALTH GAMOT

- 75 Total Medicines
- Essential 54 + 21

PARA KANINO ANG PHILHEALTH YAKAP?



Para sa bawat Pilipino

Piliin na ang iyong gustong accredited na **YAKAP** Clinic.

PAANO AT SAAN MAGPA-REHISTRO SA PHILHEALTH YAKAP

1. e-GovPH Super App — PRIMARY — CONVENIENT
2. PhilHealth Member Portal — ONLINE
3. PhilHealth Office — WALK-IN
4. Primary Care Provider — WITH PIN
5. Other Channels — P-CARES — P-AIMS — PHILHEALTH ACTION CENTER

SAAN KO MAKUKUHA ANG MGA BENEPISYO?

Maaaring makita ang listahan ng accredited na YAKAP Clinic sa buong bansa dito:

I-scan ang QR sa tabi o bisitahin and link na ito:
https://tinyurl.com/AccreditedYAKAPClinics

ANU-ANO ANG MGA BENEPISYO SA PHILHEALTH YAKAP?

Sa ilalim ng **PhilHealth YAKAP**, maaaring tumanggap ng:

- **Check-up**
- **Laboratoryo**
- **Cancer screening tests**
- **Gamot**

kung kinakailangan ayon sa abiso ng inyong YAKAP Clinic doktor.

ANU-ANO ANG MGA MAAARING I-RESETA SA AKIN SA YAKAP CLINIC?

LABORATORYO MULA SA YAKAP CLINIC

- Complete Blood Count (CBC) w/ platelet count
- Lipid profile (Total Cholesterol, HDL and LDL Cholesterol, Triglycerides)
- Fasting Blood Sugar (FBS)
- Oral Glucose Tolerance Test (OGTT)
- Glycosylated Hemoglobin (HbA1c)
- Creatinine
- Chest X-Ray
- Sputum Microscopy
- Electrocardiogram (ECG)
- Urinalysis
- Pap smear
- Fecalysis
- Fecal Occult Blood Test

CANCER SCREENING MULA SA ACCREDITED HOSPITAL LAB

- Mammogram
- Breast ultrasound
- Low-dose chest CT scan
- Alpha fetoprotein
- Liver ultrasound
- Colonoscopy .

GAMOT MULA SA ACCREDITED PHARMACIES

PAANO KO MAGAGAMIT ANG PHILHEALTH YAKAP?



MIYEMBRO

Magpunta sa YAKAP Clinic kung saan nakarehistro para sa CHECK-UP

Magrerekomenda para sa kailangang LABORATORYO o referral para sa CANCER SCREENING TEST

Magrereseta ng kinakailangang GAMOT



YAKAP CLINIC

HOW TO AVAIL YAKAP BENEFITS (FOR MEMBERS)

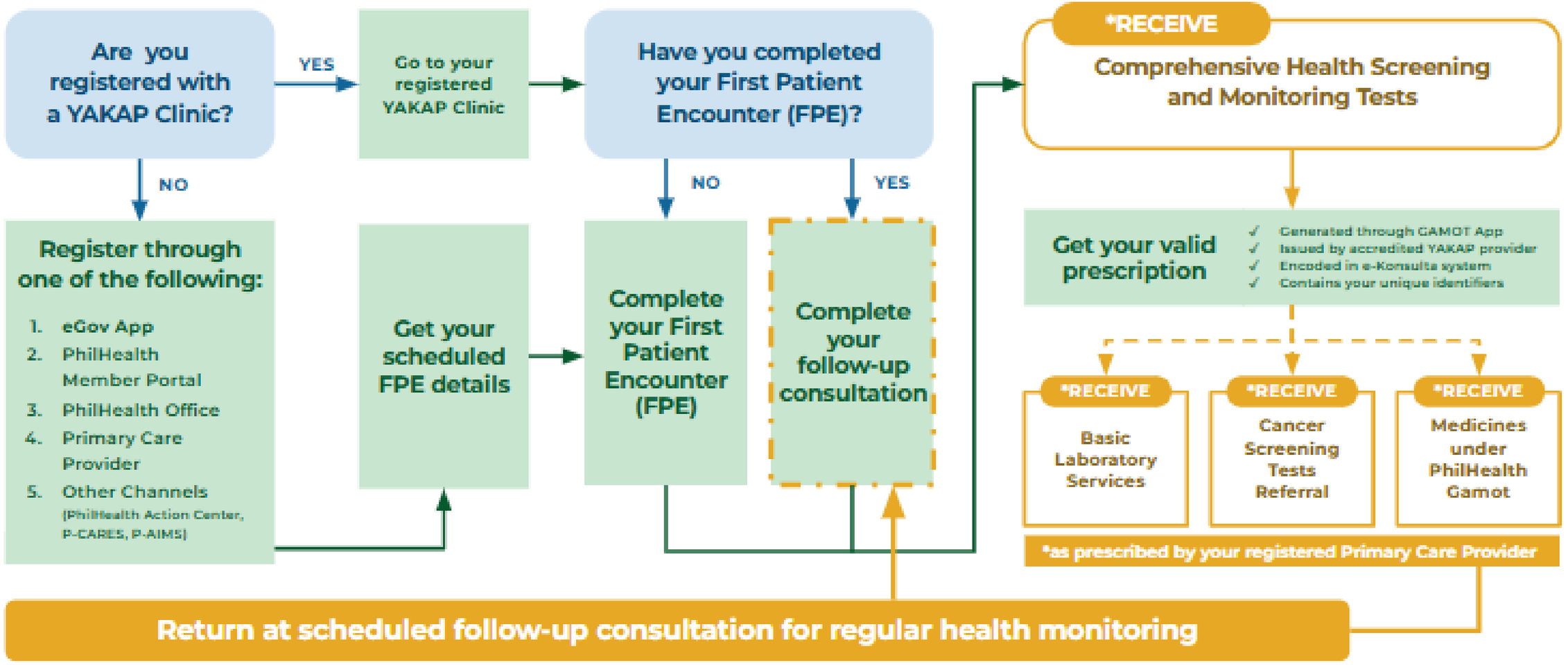

Guaranteed Accessible Medications for Outpatient Treatment PhilHealth GAMOT

**PhilHealth Circular 2025-0013 Effectivity August 21, 2025*

GAMOT Coverage

75

Expanded Medication List

Antimicrobials

1. Amoxicillin*
2. Azithromycin
3. Cefixime
4. Cefuroxime
5. Ciprofloxacin*
6. Clarithromycin*
7. Clindamycin
8. Clotrimazole
9. Cloxacillin
10. Co-amoxiclav*
11. Co-trimoxazole (Sulfamethoxazole + Trimethoprim)*
12. Doxycycline
13. Erythromycin
14. Metronidazole
15. Nitrofurantoin*
16. Oseltamivir
17. Tobramycin

Antithrombotics

18. Aspirin*

Anti-asthmatics and COPD

19. Fluticasone + Salmeterol*
20. Ipratropium
21. Montelukast
22. Prednisone*
23. Salbutamol*

Anti-dyslipidemia

24. Atorvastatin
25. Rosuvastatin
26. Simvastatin*

Supportive / Other Therapy

27. Celecoxib
28. Chlorphenamine*
29. Diphenhydramine
30. Elemental Iron
31. Folic acid + Iron Ferrous
32. Ibuprofen
33. Mefenamic Acid
34. Naproxen
35. Oral Rehydration Salts*
36. Paracetamol*
37. *Vitex negundo* (Lagundi)
38. Zinc

Antidiabetics

39. Gliclazide*
40. Metformin*

Antihypertensives and Cardiology

41. Amlodipine*
42. Atenolol
43. Captopril
44. Diltiazem
45. Enalapril*
46. Hydrochlorothiazide*
47. Isosorbide Dinitrate
48. Isosorbide Mononitrate
49. Losartan*
50. Methyldopa
51. Metoprolol*
52. Tamsulosin

Nervous system

53. Gabapentin

GAMOT Coverage

Antimicrobials

54. Ketoconazole *(antifungal)**
55. Fluconazole *(antifungal)**
56. Praziquantel *(antiparasitic)**
57. Albendazole *(antiparasitic)**
58. Diethylcarbamazine *(antiparasitic)**
59. Mebendazole *(antiparasitic)**

Antithrombotics

60. Clopidogrel**

Anti-asthmatics and COPD

61. Budesonide-Formoterol*
62. Tiotropium*

Anti-dyslipidemia

63. Fenofibrate**

Supportive / Other Therapy

64. Omeprazole *(abdominal pain)**
65. Aluminum Hydroxide + Magnesium Hydroxide *(abdominal pain)**
66. Butamirate (*cough**)
67. Cetirizine *(allergies, colds)**
68. Loratadine *(allergies, colds)**
69. Colchicine *(gout)**

Anti-diabetics

70. Dapagliflozin***

Antihypertensives and Cardiology

71. Clonidine**
72. Telmisartan***
73. Telmisartan + Hydrochlorothiazide***
74. Valsartan***
75. Valsartan + Hydrochlorothiazide***

*18 conditions (Finley, 2018) **PIDS Priority A ***Both Finley and PIDS

GAMOT Coverage

Saklaw ng PhilHealth **GAMOT**

Annual Benefit Limit (ABL)* GAMOT List

Php 20,000.00 kada benepisyaryo bawat taon, nang walang
out-of-pocket (OOP) payment.

Hindi saklaw ng PhilHealth GAMOT

Lagpas sa ABL at wala sa GAMOT List

OOP o “bayad mula sa sariling bulsa" ay ang gagastusin mo paglampas sa "nakatakdang bayad"

Benefit Availment

Beneficiaries
Filipinos & Member Foreigners



Authorized Physician
Accredited Physician with Access to GAMOT



GAMOT Facility
Drug Dispensing Facility with FDA/DOH-LTO



Step 1. YAKAP Consultation



Patient **consultations**



Prescription generation through **GAMOT App (UPSC)**

GAMOT PRESCRIPTION

Step 2. Medication Dispensing



Prescription validation through **GAMOT App**



Drug dispensing after transaction validation

GAMOT AVAILMENT SLIP

GAMOT Prescription

PhilHealth
Your Partner in Health

MANUEL J. SANTOS HOSPITAL
554 MONTILLA BLVD. BUTUAN CITY, AGUSAN DEL NORTE
Test Hcp05 SAMPLE PRO 07

PhilHealth GAMOT Prescription

Date: July 29, 2025
UPSC: 2507290270035

Beneficiary Name: JUAN CRUZ DELA CRUZ Age: 50 Sex: M
Address: HCI_PMCC_NO: 800136 CITYSTATE CENRE, 709 SHAW BLVD. ORANBO CITY OF PASIG SECOND DISTRICT

℞

Medications Covered by PhilHealth GAMOT:

1. Cefuroxime 500 mg (as Axetil) Tablet sig. 1 tablet once a day for 7 days	Quantity 7
2. Telmisartan 40 mg Tablet sig. 1 tablet once a day	Quantity 90

Nothing Follows

Follow-up Date: (As applicable)

Date prescribed

Patient details

Unique Prescription Security Code

List of Medications

Prescription QR code

GAMOT Availment Slip

Republic of the Philippines
PHILIPPINE HEALTH INSURANCE CORPORATION
Citystate Centre, 709 Shaw Blvd, Pasig
(02) 8662-2588 www.philhealth.gov.ph
PhilHealthOfficial teamphilhealth

PhilHealth GAMOT Availment Slip

GAMOT Facility Name: PHARMA 1

Accreditation Number: P01000066 Transaction Number: 25

UPSC: 2507290270035 Date: 07/29/2025

Patient Name: JUAN CRUZ DELA CRUZ Age: 50 Sex: M

PIN: 190270710925 Contact No.:

List of medications availed under PhilHealth GAMOT:

#	Generic Name, Dosage Strength, Drug Formulation	Unit Price	Quantity Dispensed	Price
1	Cefuroxime 500 mg (as Axetil)	₱37.25	7	₱260.75
2	Telmisartan 40 mg	₱10	30	₱300
			TOTAL:	₱560.75
			Amount Covered by PhilHealth: *(Halagang binayaran ng PhilHealth)*	₱560.75
			Remaining Benefit Coverage: *(Natitirang balanse sa benepisyo)*	₱19439.25

- Kopyang binibigay sa Benepisyaryo
- Ito ay pirmado ng Pharmacist at Benepisyaryo

Covered medicines

Remaining Balance

Outpatient Laboratory and Diagnostics: Cancer Screening

**PhilHealth Circular 2025-0014 Effectivity August 14, 2025*

Background

Cancer is the **third leading cause of death** in the Philippines

Rank	Cancer Site	Number Of Cases*	Percent
1st	Breast	33,079	17.5%
2nd	Lung	23,726	12.6%
3rd	Colorectum	20,736	11.0%
4th	Liver	12,544	6.6%
5th	Prostate	9,764	5.2%
-	Others	89,125	47.2%

*Bilang ng mga bagong kaso noong 2022, parehong kasarian, lahat ng edad
Global Cancer Observatory, 2022

Benefit Package for Select Cancer Screening Tests

Test	Package Rate (Case-based payment)
Mammogram	**PHP 2,610.00**
Breast Ultrasound	**PHP 1,350.00**
Low dose chest CT scan	**PHP 7,220.00**
Alpha fetoprotein	**PHP 1,230.50**
Liver ultrasound	**PHP 960.00**
Colonoscopy (Current benefit as ACR)	**PHP 23,640.00**

- Paid as screening package rates
- Paid to contracted facilities with laboratories and diagnostics
- Zero co-payment to public facilities and private facilities

Screening Test Request Form

- Primary care provider fills out the form and gives to patient
- Patient brings the form to the accredited cancer screening facility
- Cancer screening facility performs the test/s
- Patient acknowledges that he/she receives the tests through his/her signature
- Cancer screening facility gives the result/s to the patient
- Patient goes back to the primary care provider for advise
- Cancer screening facility attaches the scanned copy of request form, screening test, and claim signature form in claims

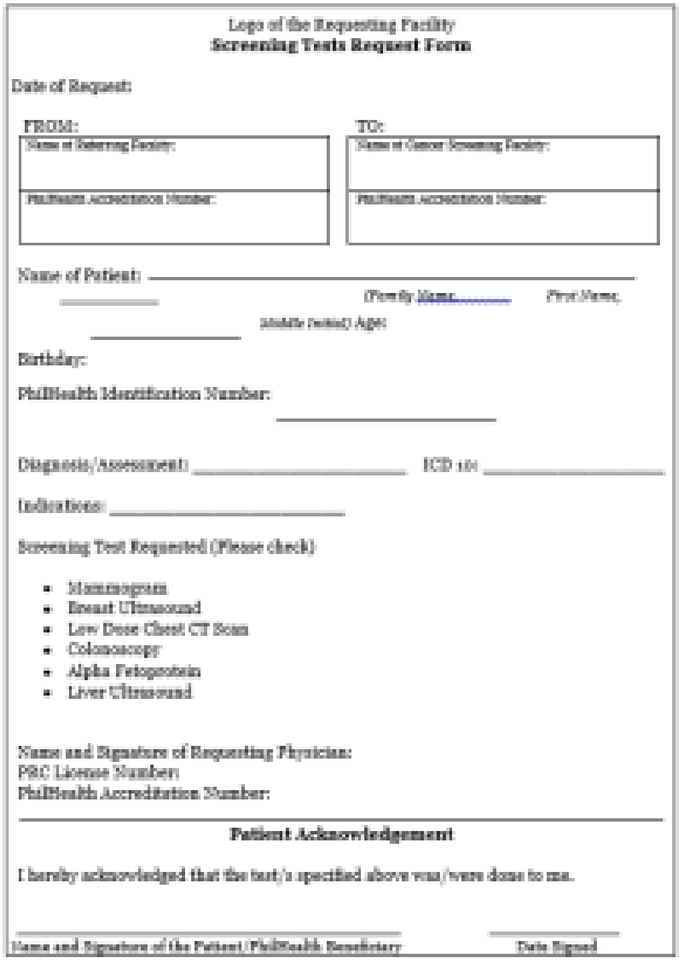

Logo of the Requesting Facility

Screening Tests Request Form

Date of Request:

FROM:	TO:
Name of Referring Facility:	Name of Cancer Screening Facility:
PhilHealth Accreditation Number:	PhilHealth Accreditation Number:

Name of Patient: _____

(Family Name) (First Name) (Middle name) Age:

Birthday:

PhilHealth Identification Number: _____

Diagnosis/Assessment: _____ ICD 10: _____

Indications: _____

Screening Test Requested (Please check)

- Mammogram
- Breast Ultrasound
- Low Dose Chest CT Scan
- Colonoscopy
- Alpha Fetoprotein
- Liver Ultrasound

Name and Signature of Requesting Physician:
PRC License Number:
PhilHealth Accreditation Number:

Patient Acknowledgement

I hereby acknowledged that the test/s specified above was/were done to me.

_____ _____

Name and Signature of the Patient/PhilHealth Beneficiary Date Signed

PARA KANINO ANG BENEPISYONG CANCER SCREENING?

- **Para sa lahat ng Pilipino**

➢ May kondisyon ba ang pag-gamit ng Cancer Screening?

✓ Ito ay base sa payo ng doktor mula sa **YAKAP Clinic** alinsunod sa Omnibus Health Guidelines o Standards of Care

✓ Kung ito ay payo ng ibang doctor
- Maaring magamit ang benepisyo sa unang screening
- Kapag may resulta na, nararapat na e refer sa YAKAP Provider

✓ Ang test ay kinakailangan para sa screening at hindi para sa diagnosis

SAAN PWEDENG MAGPA-CANCER SCREENING?

I-scan ang QR Code para sa kumpletong listahan ng Cancer Facilities

Continuity of Care

Primary Care Provider
Consult / Risk Assessment

- High index of suspicion;
- With symptoms
- Abnormal physical exam
- Abnormal lab tests/chest x-ray

With **valid** request from YAKAP clinic at doktor

For diagnosis



Lab and Diagnostics Facility

(+) Resulta

For Definitive Diagnosis and Management
PhilHealth Benefits

(-) Resulta

For Follow-up
YAKAP Consults

- No symptoms
- With risk factors

With **valid** request from YAKAP clinic at doktor

For screening

From Primary Care to Disease Management

Primary Care or Outpatient Care Benefits



Primary Care Provider (PCP)

Health Screening (FPE) and consult

PCP or outpatient laboratories

Screening Tests

Z Benefits or All Case Rates



Hospital or Contracted Facility

Confirmatory Tests and Specialized Tests

Hospital or Ambulatory Surgical Centers

Specialized Disease Management

SAAN AKO MAGTATANONG TUNGKOL SA PHILHEALTH YAKAP?



actioncenter@philhealth.gov.ph

PhilHealth offices nationwide



YAKAP Booth

Isang PhilHealth na



Mabilis

Mabilis na pagbayad ng benefit claims sa mga Partner Health Care Providers



Patas

Alagang patas sa lahat ng antas, para sa bawat Pilipino



Mapagkakatiwalaan

Proteksyong pangkalusugan na maaasahan

SA BAGONG PILIPINAS,
MALAYO KA SA SAKIT.

PhilHealth Website:
https://www.philhealth.gov.ph/

Accreditation Concerns:
accre.headoffice@philhealth.gov.ph

YAKAP Concerns:
pmt.primarycare@philhealth.gov.ph

Thank You.



WALTER R. BACAREZA
Vice President for North Luzon, Central Luzon, South Luzon and NCR
PhilHealth Head Office, Shaw Blvd., Pasig City
E-mail: wbacareza@philhealth.gov.ph
www.philhealth.gov.ph



WE AIM TO PLEASE.

007